

## Important notice to fill the form online only



**Dr. BabaSaheb Ambedkar Open University**  
'Jyotirmay' Parisar, Dr. Babasaheb Ambedkar Open University Marg, S.G.Highway, Chharodi, Ah'd - 382481.  
Email : admission.info@baou.edu.in, Toll Free No. : 1800 233 1020, +91 2717 297170

### Online Admission

[E-Pin](#) [Admission Registration](#) [Sign In](#)

### Online Admission Form भरवा अंगे अगत्यनी सूचनाओ

सूचनाओ:- [Click...](#)

Note:- [UGC Letter regrading UG/PG Non-engineering MOOCs Courses to be offered on SWAYAM](#)

Computer Department, BAOU

Developed by Computer Department, BAOU

**Step-1 :** Kindly follow the options like **Instructions, Course Available, Study Centre, Registration** and **Sign in** given in the Online Admission Tool. Kindly go through the information given in **Instruction, Course** and **Study Centre**. Then proceed after understanding the instruction properly.


**Step-2 :** Students will have to follow the process for collecting **E-Pin** from **E-Pin Menu**.



### Student Detail

Instructions 1 e-PIN Registration 2 e-PIN Re-Generate & Print 3

#### Registration



DR. BABASAHEB AMBEDKAR  
OPEN UNIVERSITY

E-PIN Generate

--SELECT PROGRAMME--

Full Name of Candidate

Mobile No.

Email Address

10eEs8

Please Enter above Captcha

[Pay Fees Internet Banking for E-PIN](#) [If already Registered get E-PIN](#)

**Step-3 :** For Online Admission, the applicant has to click on "Registration". The applicant is to fill information like Name, Course, Mobile number, Email, Birthdate, Aadhar Card number, Gender. Those who have free-ship card (only for SC/ST category), they can select 'Yes' option from the given options. The information brochure is placed on university website for the subject choice for Specialization-01 and Specialization-02 subject. Applicant has to choose one subject as a main subject and other subject as a secondary subject. Then one who has registered can login with the registered username and password.

**Note:** If the applicant's name is different from the name given in the marksheet, he / she is required to enclose a gazette copy of name change or marriage certificate. The scanned copy of this document will have to be uploaded.

## Online Admission

[E-Pin \(Step-1\)](#)   [Registration \(Step-2\)](#)   [Sign In \(Step-3\)](#)   [Edit Registration](#)

### Registration

Name :

Gender :

\* Freeship Card :

\* Mobile No. :

\* E-Mail :

Course :

\* Birth Date :

\* Adhar Card No. :

Academic Year :

\*\* Username :

\*\* Password :

**Step-4 :** After successful registration, please select **Sign-in** Menu and enter username and password.

## Online Admission

[E-Pin \(Step-1\)](#)   [Registration \(Step-2\)](#)   [Sign In \(Step-3\)](#)   [Edit Registration](#)

### Sign In

\* UserName :

\* Password :

**Step-5 :** Applicant will have to click on **'Pay Fees'**.

- Kindly download **Challan** after paying fees at any branch of HDFC Bank through **e-Challan** facility and enter (Reference Number, Fees Amount and Transaction Date) in the form.
- Kindly pay fees through Payment Gateway facility (Debit Card/ Credit Card/ Netbanking options)

**BAOU**  
Education  
for All

**Dr. Baba Saheb Ambedkar Open University**  
'Jyotirmay' Parisar, Dr. Babasaheb Ambedkar Open University Marg, Sarkhej-Gandhinagar Highway, Chharodi,  
Ahmedabad - 382481.  
Email - admission\_info@baou.edu.in Toll Free No. : 1800 233 1020

**Online Admission**

Welcome **DIPAK**

[Pay Fees \(Step-1\)](#)   [Print Fee Receipt \(Step-2\)](#)   [Form Entry \(Step-3\)](#)   [Document Uploads \(Step-4\)](#)   [Print e-Form \(Step-5\)](#)   [SignOut](#)

**Options for Fees Payment**

Pay Fees at any branch of HDFC Bank through e-Challan

Pay Fees at any other Bank through Internet Banking/Debit Card/Credit Card

**Step-6 :** Applicant have to click **'Form Entry'** and follow the step given below:

- Kindly select study centre.
- Fill full name( as per given in 10<sup>th</sup> or 12<sup>th</sup> Std Marksheet) and Address(House No, Apartment/ Area, City, District, Pincode and Mobile number) etc.,. compulsorily
- Kindly fill Birthdate, Age, Religion, Blind, Handicapped, Sex, Professional, Income detail in **Personal Details**.
- Pay Fees at any branch of **HDFC Bank** through **e-Challan**
- Kindly select Payment option and fill the payment information (Reference Number, Fees Amount and Transaction Date).
- Kindly select subject carefully.
- Please click on **'Save'** Button after filling all information completely.

# Online Admission

Welcome **HITESH**

- [Pay Fees \(Step-1\)](#) [Print Fee Receipt \(Step-2\)](#) [Form Entry \(Step-3\)](#) [Document Uploads \(Step-4\)](#) [Print e-Form \(Step-5\)](#) [SignOut](#)

## Registration

Form No.	<input type="text" value="201"/>
Program Name	<input type="text" value="B.A.-BACHELOR OF ARTS"/>
Study Code	<input type="text" value="0121-Shri H.K. Arts College, Ashram Road, Ahmedabad-380009"/>
Specialization1	<input type="text" value="B.A. (Gujarati)"/>
Specialization2	<input type="text" value="B.A. (Hindi)"/>

## Student Details

Student Name	<input type="text" value="PATEL"/>	<input type="text" value="HITESH"/>	<input type="text" value="RMESHBHAI"/>
Address	<input type="text" value="*****"/>		
City	<input type="text" value="***"/>		
District	<input type="text" value="***"/>		
PINCODE	<input type="text" value="*****"/>		
Phone /whatsapp No.	<input type="text" value="*****"/>		
Mobile	<input type="text" value="*****"/>		
E-Mail	<input type="text" value=""/>		
Adhar No.	<input type="text" value="*****"/>		
NAD ID	<input type="text" value="*****"/> <a href="#">NAD REGISTRATION</a>		

## Personal Details

Birth Date	<input type="text" value="20/01/2000"/> (Format : DD/MM/YYYY)	Category	<input type="text" value="07 (General)"/>
Age	<input type="text" value="21"/>	Special Learner	<input type="text" value="01-None"/>
Religion	<input type="text" value="01 (Hindu)"/>	Blind	<input type="text" value="02 (No)"/>
Handicapped	<input type="text" value="02 (No)"/>	Sex	<input type="text" value="02 (Male)"/>
Profession	<input type="text" value="02 (Pvt.)"/>	Residential Area	<input type="text" value="02 (Urban)"/>
Nationality	<input type="text" value="01 (Indian)"/>	Income	<input type="text" value="01 (Less than 2 lacs)"/>

## Educational Qualification

Qualification	<input type="text" value="HSC"/>	Board/University	<input type="text" value="GSEB"/>		
Year	<input type="text" value="0000"/>	Seat No.	<input type="text" value="0009750"/>	Percentage(%)	<input type="text" value="52"/>

## Subjects Selection For Selected Course

Compulsory Paper-1	<input type="text" value="GUJ-COM-101"/>	Compulsory Paper-2	<input type="text" value="HNDCOM-01"/>
Main Paper-1	<input type="text" value="GUJM-101"/>	Main Paper-2	<input type="text" value="GUJM-102"/>
Subsidiary Paper-1	<input type="text" value="HNDS-01"/>	Subsidiary Paper-2	<input type="text" value="HNDS-02"/>
Compulsory Paper-3	<input type="text" value="ENVCOM-01"/>	Paper-8	<input type="text" value=""/>
Paper-9	<input type="text" value=""/>	Paper-10	<input type="text" value=""/>
Paper-11	<input type="text" value=""/>	Paper-12	<input type="text" value=""/>

## Payment Details

e-Challan  Payment Gateway  Jail  ICDS

Receipt No.:	<input type="text" value="234568"/>
Date:	<input type="text" value="04-01-2022"/> (Format : DD/MM/YYYY)
Course fees:	<input type="text" value="1800"/> (Only digits without bank charges.)

**Step-07 :** Applicants will have to keep ready the scanned copy of following documents:

Sr. No	Scanned Document Information
1.	Applicant's Passport size Photo
2.	Applicant's Signature
3.	Leaving Certificate

4.	Marksheet (as per eligibility criteria)
5.	Caste Certificate(SC/ST)
6.	Fee receipt
7.	Marriage Certificate/ Gazette Copy

Applicant have to upload scanned copy of above mentioned documents in Online Admission menu. **(Passport Photo, Signature, Marksheet, Leaving Certificate, Caste Certificate, Fee receipt)**







## Online Admission

Welcome **HITESH**

[Pay Fees \(Step-1\)](#)   
 [Print Fee Receipt \(Step-2\)](#)   
 [Form Entry \(Step-3\)](#)   
 [Document Uploads \(Step-4\)](#)   
 [Print e-Form \(Step-5\)](#)   
 [SignOut](#)

### Upload Documents

**Note :** અપલોડ કરવાના ડોક્યુમેન્ટે .jpg અથવા .jpeg ફોર્મેટ માં હોવા જોઈએ.

<p><b>* Photograph :</b> <input type="button" value="Choose File"/> No file chosen</p>		<p>Image size: 18kb to 20kb</p>
<p><b>* Signature :</b> <input type="button" value="Choose File"/> No file chosen</p>		<p>Image size: 18kb to 20kb</p>
<p><b>Leaving Certificate :</b> <input type="button" value="Choose File"/> No file chosen</p>		<p>Image size: 100kb to 150kb</p>
<p><b>*Marksheet :</b> <input type="button" value="Choose File"/> No file chosen</p>		<p>Image size: 100kb to 150kb</p>
<p><b>* Course Fee Receipt :</b> <input type="button" value="Choose File"/> No file chosen</p>		<p>Image size: 100kb to 150kb</p>
<p><b>**Caste Certificate :</b> <input type="button" value="Choose File"/> No file chosen</p>		<p>Image size: 100kb to 150kb</p>
<p><b>Copy of Govet.Gazette / Marriage Certificate.:</b> <input type="button" value="Choose File"/> No file chosen</p>		<p>Image size: 100kb to 150kb</p>

**Note :**

\* Compulsory Upload Documents

\*\* Compulsory Upload Documents For Category Students Only(SC/ST)

\*\*\* Resize Image [click Here](#)

**Step-8 :** Applicant can see filled in details after uploading all documents on the screen. If it is found any discrepancy, he/she can update information by clicking 'Edit Option' or if there is no any discrepancy, applicant can click on 'Final Submission'. Applicant can generate 'e-Admission Form' in pdf file. Candidate will have to submit print copy along with necessary document to the study centre on or before due date.

**Note :** It is compulsory to submit the form for 'Final Submission'. The incomplete form will not be considered.

Sr. No	Following documents should be submitted at study centre
1.	e-Admission Form
2.	Leaving Certificate
3.	Marksheet (as per eligibility criteria)
4.	Caste Certificate(SC/ST)
5.	Fee receipt
6.	Marriage Certificate/Gazette Copy

Pay Fees  
(Step-1)
Print Fee Receipt  
(Step-2)
Form Entry  
(Step-3)
Document Uploads  
(Step-4)
Print e-Form  
(Step-5)
SignOut

### Admission Status

Student Details					
Form No.	2	Academic Year	FY		
Course	B.A.	Birth Date	26/12/1994		
Name	JADAV PRAVIN K	Study Code	1308		
Address	AHMEDABAD	Study Name	SHRI MAHARSHI DAYANAD SARASWATI KELVANI MANDAL, STATION ROAD, AT. TA. VISNAGAR, DIST. MAHESANA-384315.		
	AMEDABAD				
	DGDFG				
Pin Code	1345545	Category	02 (ST)		
Mobile	9099482194	Gender	02 (MALE)		

Subject Details									
Subject-1	Subject-2	Subject-3	Subject-4	Subject-5	Subject-6	Subject-7	Subject-8	Subject-9	Subject-10
GUJ-COM-101	SKT-COM-101	HNDM-01	HNDM-02	ECOS-101	ECOS-102	ENVCOM-01			

Fees Details			
Student Fees Details		Bank Fees Details	
Payment Mode	E-CHALLAN	Reconciliation Status	
Bank Reference No.:	H12141	Journal No.	
Student Name	JADAV PRAVIN K	Bank Name	
Payment Date	9/7/2020	Payment Date	
Course Fees	1200	Course Fees	

<<< EDIT DETAILS
FINAL SUBMISSION >>>

**Note:** [UGC Letter Regarding UG/PG Non-Engineering MOOCs Course to be offered on SWAYAM](#)