

PROGRAMME GUIDE FOR

BACHELOR OF COMPUTER APPLICATION (MULTIMEDIA)



Dr. Babasaheb Ambedkar Open University
Jyotirmay Parisar, Opp. Shri Balaji Temple,
Sarkhej-Gandhinagar Highway,
Chharodi, Ahmedabad, Gujarat 382481

*Electronic version of the
prospectus is also available
for download at:
<http://www.baou.edu.in>*

1. BAOU is a State Open University established by an Act No. 14 of 1994 passed by Gujarat State legislature. BAOU Degrees/Diplomas/ Certificates are recognised by all the member institutions of the Association of Indian Universities (AIU) and are at par with Degrees/ Diplomas/ Certificates of all Indian Universities/Deemed Universities/ Institutions.
2. Recognised by AIU- letter no. & date. EV/II(499)/94/176915-177115,dt. 14/1/1994
3. Recognised by UGC - letter no. & date. - F.No. 1-18/2018(DEB-1), dt. 31.12.2018

CONTENTS

	Page No.
Message from the Vice Chancellor	5
1 Basic Information	6
1.1 BCA(MUL) Programme Objectives	6
1.2 Duration of the Programme	6
1.3 Programme Fee	7
1.4 Medium of Instruction	7
1.5 Credit Hours	7
1.6 Recognition	8
1.7 Learner Support Services	8
1.8 Newsletter	9
1.9 How to contact the BCA(MUL) Programme Coordinator	9
2 Instructional System	10
2.1 Print Material	10
2.2 E-Book	10
2.3 Video Material	11
2.4 Vande Gujarat	11
2.5 Swdhyay TV, Swdhyay Radio, OMKAR-e	12
2.6 Counselling Sessions	12
3 Browsing BAOU's Website	18
3.1 Navigation from Home Page	18
3.2 Navigation of BCA(MUL) pages	18
4 BCA(MUL) Programme Structure	20
5 Evaluation Scheme	22
5.1 Instructions for Assignments	22
6 Other Useful Information	25
6.1 Requirement to seat in terms end examination	25
6.2 Scholarship	25
6.3 Rules of fees refund	25
6.4 How to take back the extra fee paid for the programme	25
6.5 Allotment of the Learners Support Centre/ Study Centre	25
6.6 Changes in Address	25
6.7 Policy on pursuing two or more programmes simultaneously	26
6.8 Learner's Communication	26
6.9 Duplicate I-Card	26
7 Examination Centre	26

7.1	Examination Fees	26
7.2	Programme Coordinator	26
7	Some Useful Addresses	27
8	Old Question Papers	29
9	Forms and Enclosures	45

Message from the Vice Chancellor

Dear Students,

Greetings from Dr. Babasaheb Ambedkar Open University, Ahmedabad!

It gives me immense pleasure to welcome you all to Dr. Babasaheb Ambedkar Open University (BAOU). I appreciate your urge to attain knowledge, grow and contribute in the growth of the society. John Dewey rightly says, "*Education is not preparation for life; education is life itself*". We, at BAOU have inculcated this philosophy in our system. I firmly believe a good society is always committed to provide a quality education to every student to serve the public common good resulting in Great Nation Building. As we look to the future, one thing is certain that knowledge will be a key resource and even ours is the society that strongly affirms 'विद्वान् सर्वत्र पूज्यते'. BAOU is committed to provide qualitative education with the objective to create a welfare nation.

BAOU is unique, being the only state Distance Mode-Open University of Gujarat, established by the Government of Gujarat. The prime objective of the university is to equip its learners with knowledge, skills and competencies associated with employability through flexible, learner-centered and technology enhanced way following the basic principles of open and distance education. BAOU has contributed substantially to meet the educational needs of such aspiring students who hail from all strata of the society and wish to gain degrees in distance mode. Due to the nature of the teaching methodology adopted by the university, the infrastructure it possesses and the system it has developed, BAOU serves a large student population spread throughout Gujarat through the network of Regional Study Centers located in every district of the state satisfying strong urge of learning of every learner.

Moreover, BAOU, in very near future, is planning to introduce a set of unique Online Programmes for the students across Gujarat seeking for variety of new, opportunity opener and challenging courses. The university is also going to set a Study Centre at the campus for the students who would like to have an experience of Contact teaching along with Distance Learning and get maximum benefit by consulting the respective teachers.

John F. Kennedy says, "Let us think of education as the means of developing our greatest abilities, because in each of us there is a private hope and dream, which, fulfilled, can be translated into benefit for everyone and greater strength for our nation." Let's all dream big and strive hard to realize it.

I would wholeheartedly attend to the comments and suggestions from academicians, employers and students to enhance the quality and process of imparting education. I invite all stakeholders to join in the Journey of Knowledge, the eternal journey.

Best Wishes.



Prof. (Dr.) Ami Upadhyay
Vice Chancellor (I/C)

1. Basic Information

1.1 BCA(MUL) Programme Objectives

Bachelor of Computer Application (Multimedia) typically comprises of basic core subjects in graphic, animation and web designing with Computer Graphics & Illustrator, Printing & Resolution, Digital Audio, Image Editing and Processing, UI/UX-Responsive Websites- styling, Web Prototyping, Architecture Design, Mapping Technology, Sound And Video Editing, Character Animation, 2D animation & Publication, advanced 3D Illusion and virtual reality. There are few subjects specially developed to strengthen theoretical as well as technical knowledge of learners and train learners with the practical aspects (project work) to become industry specialists.

Objectives:

- ✓ To know the conceptual as well as a theoretical concept of Computers & Information Technology
- ✓ To enhance the skills in graphic designing
- ✓ To enlighten the skills in Animation
- ✓ To Develop the skills in video editing, visual effects and game designing.
- ✓ To understand the creativity and intellectualizing ability
- ✓ To enrich the fundamental broad-based skills in traditional and digital Multimedia & 2D Animation techniques, 3D illusion, virtual reality and insist to apply those techniques in practice.
- ✓ To understand effective media management skills
- ✓ To enhance the knowledge of Architecture design, Sound & Video Editing
- ✓ To get trained and equipped with the knowledge of Visual Communication and Virtual Reality

1.2 Duration of the Programme

The Bachelor of Computer Application (Multimedia) programme is a three years degree programme. However, the maximum duration of the programme is eight years as stated below:

Minimum Duration: 3 years

Maximum Duration: 8 years.

In case, a learner is not able to qualify a course in the first attempt, he/ she shall have to qualify in the particular course within the next four attempts, subject to maximum duration of the study.

1.3 Programme Fee

- For Three Years Degree Course Bachelor of Computer Application (Multimedia) Programme, learners will have to pay Rs 15000/- per year. Total would be Rs. 45000/- for three year programme.
- Charges for issue of certificates (TC, Migration & Degree) will be according to university rules
- Examination fees will be as per university norms

1.4 Medium of Instruction

English

1.5 Credit Hours

The University follows the system of assigning 30 hours of study per credit of a course. Therefore, following this norm, a 4-credit course constitutes a total of 120 hours of study.

Out of the total credit hours, a minimum of 10%, i.e., minimum 12 hours of counselling per course is offered to the learners at their respective study centres/ Learner Support Centre.

1.6 Recognition

- ❖ BAOU is a State Open University established by an Act No. 14 of 1994 passed by Gujarat State legislature. BAOU Degrees/Diplomas/ Certificates are recognised by all the member institutions of the Association of Indian Universities (AIU) and are at par with Degrees/ Diplomas/ Certificates of all Indian Universities/Deemed Universities/ Institutions.
- ❖ Recognised by AIU– letter no. & date. EV/II(499)/94/176915-177115,dt. 14/1/1994
- ❖ Recognised by UGC – letter no. & date. - F.No. 1-18/2018(DEB-1), dt. 31.12.2018

1.7 Learner Support Services

The learner support services available in the Bachelor of Business Administration programme include the following:

- I. Self-Learning Materials covering the entire syllabi,
- II. Counselling sessions at study centers/ learner support centres,
- III. Access to library services at study centers
- IV. Access to University’s Library “Vivekananda”
- V. Official Website: We have developed official website www.baou.edu.in for our learners and general public. It provides all the relevant information to the learners.
- VI. Chaitanya Studio: University has its own state of the art HD “Chaitanya” studio for producing high end Audio- Video programmes.
- VII. SWADHYAY TV: Audio- Video programmes are made available online on university’s official website through SWADHYAY TV.
- VIII. E- SLM: An e-learning portal named OMKAR has been launched by the university. It is digital repository where the study materials are uploaded for

the learners.

- IX. ASK-ME-Kiosk: Initiative by BAOU, it is a student friendly internet enable digital touch screen device displaying detailed information about the university free of cost
- X. SMS and e-mail Alert Facility: University has initiated an SMS and e-mail alert facility for learners regarding any news, events and learner-related information of the university.

1.8 Newsletter

BAOU Newsletter can be accessed at <https://baou.edu.in/news-announcements>

1.9 How to contact the BCA(MUL) Program Coordinator

Learners may contact the BCA(MUL) Programme Coordinator by sending a communication through post to the BCA(MUL) Programme Coordinator, BAOU, Jyotirmay Parisar, Sarkhej-Gandhinagar Highway, Chharodi, opp. Shri Balaji Temple, Ahmedabad, Gujarat 382481, or can send an email to kmro@baou.edu.in

2. Instructional System

Through face to face contact programme - Counselling sessions will be conducted at respective study centres/ Learner Support centre on Saturdays, Sundays and on public holidays.

Various others techniques are also used to benefit the learners:

- By providing Self Learning Material
- Swadhyay TV (Video lecture through web portal)
- VANDE Gujarat Educational channel 16 of Govt. of Gujarat

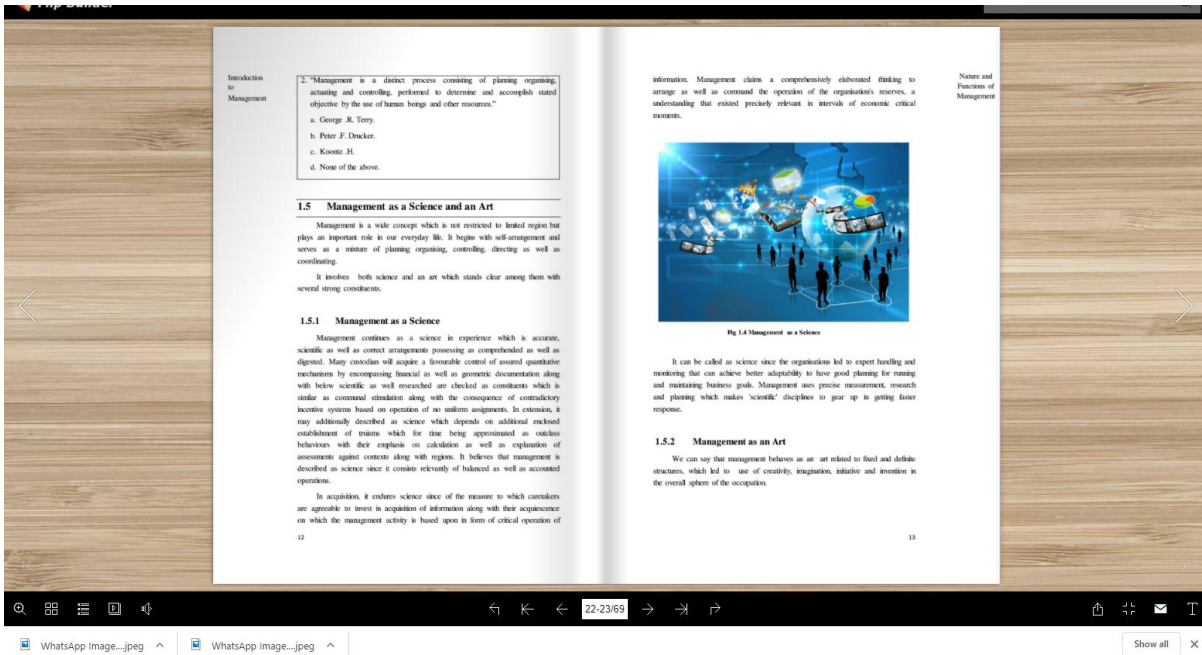
2.1 Print Material (Self Learning Material)

Self Learning Material is the primary form of instructional materials. These are supplied to the learners in the form of 4 booklets called blocks. Each block consists of 3-6 units. The size of a unit is such that the material given therein may be expected to be studied by a student in a session of about 6 to 8 hours of study. Therefore, you are advised to concentrate mainly on the Self Learning Material, which we will distribute to you in a hard copy as well as soft copy as fast pace of computer industry necessitates that students must do some additional readings. Students are advised to study reference books which we have sited after the end of each and every units.

2.2 E-Book

E Book are also available in order to felicitate our learners so that they can study anywhere, any time at ease. Below is the glimpse of the E Book.





2.3 Video Material

BAOU produces high quality audio-visual content at State of the art full HD “Chaitanya” studio with facilities for post production, storage of content and archival of content. Video lectures are recorded by the Professor, Pricipal, Subject Expert, Emminent Personnel, Renowned Teachers across India in order to equip learners with knowledge and skills.

Below is the weblink to watch the video lecture:
<http://14.139.122.7/swadhyaytv/school.aspx?id=2>

2.4 Vande Gujarat

education, skill enhancement, women empowerment, computer training, health, agriculture and animal husbandry, departmental training and expansion, digital knowledge, cleanliness campaign etc.

Vande Gujarat URL : https://vande.gujarat.gov.in/Home_guj.aspx



Schedule of Lecture : <https://vande.gujarat.gov.in/programlist.aspx>

નં. સારીબ	સેરિયલ નંબર	વિભાગ	વિષય	પોરણ કર્યાનું નામ	સમય	
1	01/12/2020	16	BAOU	Sociology	સામાજિકશાસ્ત્ર (સિદ્ધાંતો)	1:55:56 PM To 2:26:03 PM
2	01/12/2020	16	BAOU	Sociology	Sociology Promo	1:55:45 PM To 1:55:56 PM
3	01/12/2020	16	BAOU	Sociology	સામાજિકશાસ્ત્ર (સિદ્ધાંતો) કાર્યાલય વાટ	2:26:03 PM To 3:11:02 PM
4	01/12/2020	16	BAOU	CFN	આંકડા, પોષણ અને પોષક તત્વો	3:11:02 PM To 3:58:16 PM
5	01/12/2020	16	BAOU	Schedule	સમય પત્રક	3:58:16 PM To 4:00:00 PM
6	01/12/2020	16	BAOU	Computer	C Programming	4:00:00 PM To 4:22:07 PM
7	01/12/2020	16	BAOU	Economics	Economics Promo	4:22:07 PM To 4:22:30 PM
8	01/12/2020	16	BAOU	Economics	SUSTAINABLE DEVELOPMENT AND BIODIVERSITY	4:22:30 PM To 4:45:30 PM
9	01/12/2020	16	BAOU	Management	Management Promo	4:45:30 PM To 4:45:55 PM
10	01/12/2020	16	BAOU	Management	સંસ્કરણ	4:45:55 PM To 5:21:44 PM
11	01/12/2020	16	BAOU	English	English Promo	5:21:44 PM To 5:22:03 PM
12	01/12/2020	16	BAOU	English	TEACHING OF ENGLISH UNIT-1-NATURE, NEED & OBJECTIVES	5:22:03 PM To 5:55:45 PM
13	01/12/2020	16	BAOU	Sociology	Sociology Promo	5:55:45 PM To 5:55:56 PM
14	01/12/2020	16	BAOU	Sociology	સામાજિકશાસ્ત્ર (સિદ્ધાંતો)	5:55:56 PM To 6:26:03 PM
15	01/12/2020	16	BAOU	Sociology	સામાજિકશાસ્ત્ર (સિદ્ધાંતો) કાર્યાલય વાટ	6:26:03 PM To 7:11:02 PM
16	01/12/2020	16	BAOU	CFN	આંકડા, પોષણ અને પોષક તત્વો	7:11:02 PM To 7:58:16 PM
17	01/12/2020	16	BAOU	Computer	C Programming	12:00:00 AM To 12:22:07 AM
18	01/12/2020	16	BAOU	Economics	Economics Promo	12:22:07 AM To 12:22:30 AM
19	01/12/2020	16	BAOU	Economics	SUSTAINABLE DEVELOPMENT AND BIODIVERSITY	12:22:30 AM To 12:45:30 AM
20	01/12/2020	16	BAOU	Management	Management Promo	12:45:30 AM To 12:45:55 AM

2.5 Swdhyay TV, Swdhyay Radio, OMKAR-e

Today TV and Radio have come up as very powerful mediums of edutainment. They provide education with the fun and concentration of entertainment. Considering the importance and need of imparting quality education and training by TV and Radio production as a part of the curriculum of the University, Dr. Babasaheb Ambedkar Open University, Government of Gujarat has initiated two projects through its state-of-the-art Studio and Radio. They are named as „Swadhyay TV“ and „Swadhyay Radio“. These innovative project initiatives by BAOU, facilitate web based learning through video and radio. A state of the art High Definition TV and Sound recording studio with post production facilities supplement these initiatives to ensure high quality educational content production. This facility and initiatives will also work towards enriching the archival system for OMKAR-e (Online Courses at BAOU).

The great initiatives facilitates Internet enabled High definition Television called "Swadhyay TV" and Internet enabled Radio station called "Swdhyay Radio" at the "Jyotirmay" campus of University. The Dr. Babasaheb Ambedkar Open University has established a state-of-the-art HDTV and sound recording studio called "Chaitanya" with post production facilities suitable for premier educational institution with required infrastructure for production of TV and audio content. BAOU utilizes these facilities for preparation of audio/video instruction material for its courses as well as content development of other subjects.

2.6 Counselling Sessions

Counseling sessions are divided into two parts, one is Theory Sessions and the another one is Practical Sessions. Below is the details of the theory and practical Counseling sessions are furnished.

2.6.1 Theory Session: This theory sessions are mainly conducted to solve the quarries of the learners because in ODL system, face-to-face contact between

the learners and their tutors/counsellors is relatively less. If learners have doubt they can avail the sessions to clarify their doubts that may not be possible through any other means of communication. It also provides learners with an opportunity to meet their fellow students. There are academic counsellors at the Study Centres to provide Counseling and guidance to them in the courses that they have chosen for study. Normally, these sessions will be held at the study centres on Saturdays and Sundays. Learner should note that the Counseling sessions would be very different from the classroom teaching or lectures. Counsellors will not be delivering lectures as in conventional teaching.

2.6.2 Practical Sessions: The practical sessions will be held in the computer centres / labs of the Learner Support Centre/ Study Centres. In these computer labs, the participants will have the facility to use the computer and software packages relevant to the syllabus.

2.6.3 Practical Subjects: Practical Book are provided to the learners which are as follows:

Sr. No	Year	Subject Code	Subject Name
1	1 st Year	BCA(DES)-106	Image Editing and Processing
2	1 st Year	BCA(DES)-107	UI/UX-Responsive Websites-Styling
3	2 nd Year- Animation Specialization	BCA(DES)-203	Architecture Design-1
4	2 nd Year- Animation Specialization	BCA(DES)-205	Architecture Design-2
5	2 nd Year- Animation Specialization	BCA(DES)-207	Video Editing
6	2 nd Year- Graphics Specialization	BCA(DES)-204	Vector Graphics & Printing
7	2 nd Year- Graphics Specialization	BCA(DES)-205	Digital Matt Painting
8	2 nd Year- Graphics Specialization	BCA(DES)-208	Drawing & Sketching, Fine Arts, Commercial Arts
9	2 nd Year- UI/UX Specialization	BCA(DES)-204	Web Development Language

10	2 nd Year- UI/UX Specialization	BCA(DES)-205	Customised Markup Languages
11	2 nd Year- UI/UX Specialization	BCA(DES)-208	Web Design Landscape (UI/UX)
12	3 rd Year- Animation Specialization	BCA(DES)-303	2D Animation & Publication
13	3 rd Year- Animation Specialization	BCA(DES)-305	3D Illusion-2
14	3 rd Year- Graphics Specialization	BCA(DES)-303	3D Graphics-1
15	3 rd Year- Graphics Specialization	BCA(DES)-304	3D Graphics-2
16	3 rd Year- UI/UX Specialization	BCA(DES)-302	Streamed Audio-Video Multimedia R/A
17	3 rd Year- UI/UX Specialization	BCA(DES)-305	Open-Source Server-Side Web Application

Guidelines to learners (LAB):

- Equipment in the lab for the use of learner's community. Learners need to maintain a proper decorum in the computer lab.
- Learners must use the equipment with care. Any damage is caused is punishable.
- Learners are required to carry their observation / programs book with completed exercises while entering the lab.
- Learners are supposed to occupy the machines allotted to them and are not supposed to talk or make noise in the lab. The allocation is put up on the lab notice board.
- Lab can be used in lab time decided by lab-in charge.
- Lab records need to be submitted on or before date of submission.
- Learners are not supposed to use any USB or other devices.
- Use of computer network is encouraged.

Project Guidelines: Project Guidelines are provided to the learners which are as follows:

Sr. No.	Year-Specialization	Subject Code	Subject Name
1	Third Year-Animation Specialization	BCA(DES)-307	Project/Portfolio
2	Third Year-Graphics Specialization	BCA(DES)-307	Project/Portfolio
3	Third Year-UI/UX Specialization	BCA(DES)-307	Project/Portfolio

2.6.4 Counselling Session Details:

Subject wise Number of Counselling Sessions (Theory/Lab)			
Subject Code	Subject Name	Credits Point	No. of Counselling Sessions
BCA(DES)-101	Video Production Basics	4	12
BCA(DES)-102	Computer Graphics & Illustrator	4	12
BCA(DES)-103	Printing & Resolution	4	12
BCA(DES)-104	Motion Graphics	4	12
BCA(DES)-105	Digital Audio	4	12
BCA(DES)-106	Image Editing and Processing	4	12
BCA(DES)-107	UI/UX-Responsive Websites-Styling	4	12
BCA(DES)-108	Web Prototyping	4	12
2nd Year (Animation Specialization)			
BCA(DES)-201	Communication Skills	4	12
BCA(DES)-202	Visual Communication	4	12
BCA(DES)-203	Architecture Design-1	4	12
BCA(DES)-204	Mapping Technology	4	12
BCA(DES)-205	Architecture Design-2	4	12
BCA(DES)-206	Sound Editing	4	12

BCA(DES)-207	Video Editing	4	12
BCA(DES)-208	Character Animation	4	12
2nd Year (Graphics Specialization)			
BCA(DES)-201	Communication Skills	4	12
BCA(DES)-202	Visual Communication	4	12
BCA(DES)-203	Compositions & Printing Technology	4	12
BCA(DES)-204	Vector Graphics & Printing	4	12
BCA(DES)-205	Digital Matt Painting	4	12
BCA(DES)-206	Publication Technology	4	12
BCA(DES)-207	Story Writing, Story Telling & Story Boarding	4	12
BCA(DES)-208	Drawing & Sketching, Fine Arts, Commercial Arts	4	12
2nd Year (UI/UX Specialization)			
BCA(DES)-201	Communication Skills	4	12
BCA(DES)-202	Visual Communication	4	12
BCA(DES)-203	Object Oriented Computer Programming Language	4	12
BCA(DES)-204	Web Development Language	4	12
BCA(DES)-205	Customised Markup Languages	4	12
BCA(DES)-206	Commercial Transaction	4	12
BCA(DES)-207	Introduction to Global Computer Network-1	4	12
BCA(DES)-208	Web Design Landscape (UI/UX)	4	12
3rd Year (Animation Specialization)			
BCA(DES)-301	Animation Production Process	4	12
BCA(DES)-302	Script Writing	4	12
BCA(DES)-303	2D Animation & Publication	4	12
BCA(DES)-304	3D Illusion-1	4	12
BCA(DES)-305	3D Illusion-2	4	12


BCA(DES)-306	Virtual Reality	4	12
BCA(DES)-307	Project/Portfolio	8	24
3rd Year (Graphics Specialization)			
BCA(DES)-301	Drawing & Sketching	4	12
BCA(DES)-302	Typography	4	12
BCA(DES)-303	3D Graphics-1	4	12
BCA(DES)-304	3D Graphics-2	4	12
BCA(DES)-305	Animation Production Process	4	12
BCA(DES)-306	Publication Technique-2	4	12
BCA(DES)-307	Project/Portfolio	8	24
3rd Year (UI/UX Specialization)			
BCA(DES)-301	Futuristic Web	4	12
BCA(DES)-302	Streamed Audio-Video Multimedia R/A	4	12
BCA(DES)-303	Sophisticated Script Language	4	12
BCA(DES)-304	Website Prototypes & Application Interfaces S/W	4	12
BCA(DES)-305	Open-Source Server-Side Web Application	4	12
BCA(DES)-306	Global Computer Network-2	4	12
BCA(DES)-307	Project/Portfolio	8	24

Note: Third Year-Animation Specialization: BCA(DES)-307, Third Year-Graphics Specialization: BCA(DES)-307, Third Year- UI/UX Specialization: BCA(DES)-307 courses, number of counselling sessions will be as per the requirement of the learners.

3. Browsing BAOU's Website

BAOU Website URL : <https://baou.edu.in/>

3.1 Navigation from Home Page

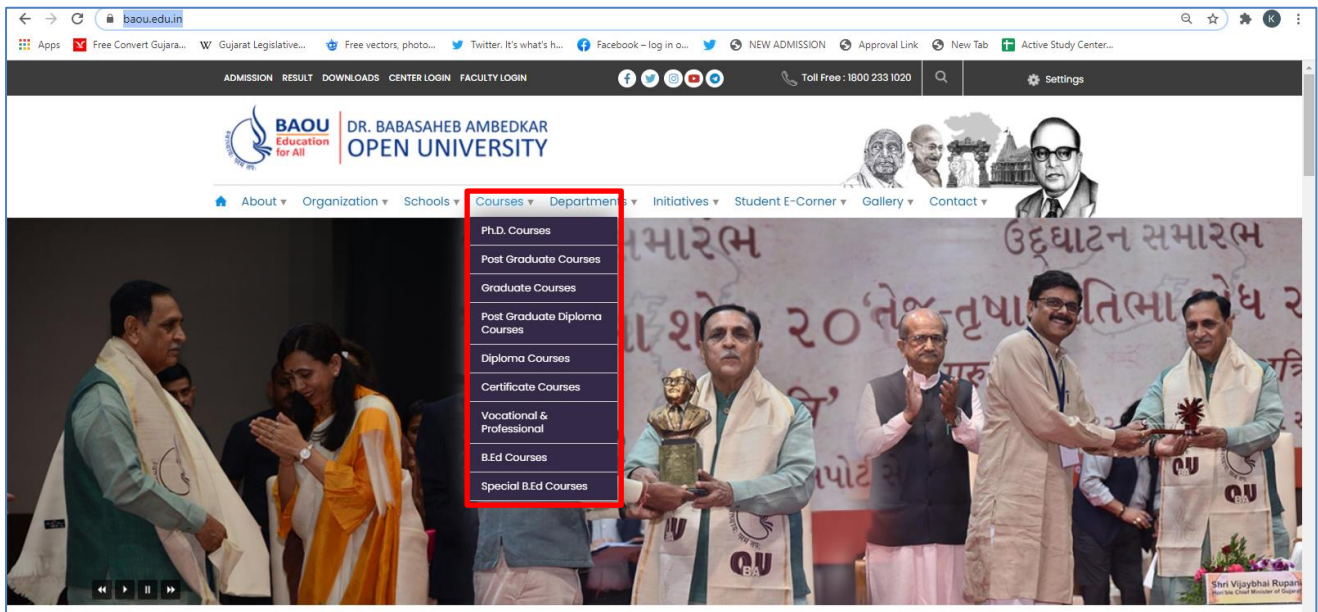


3.2 Navigation of BCAMUL pages

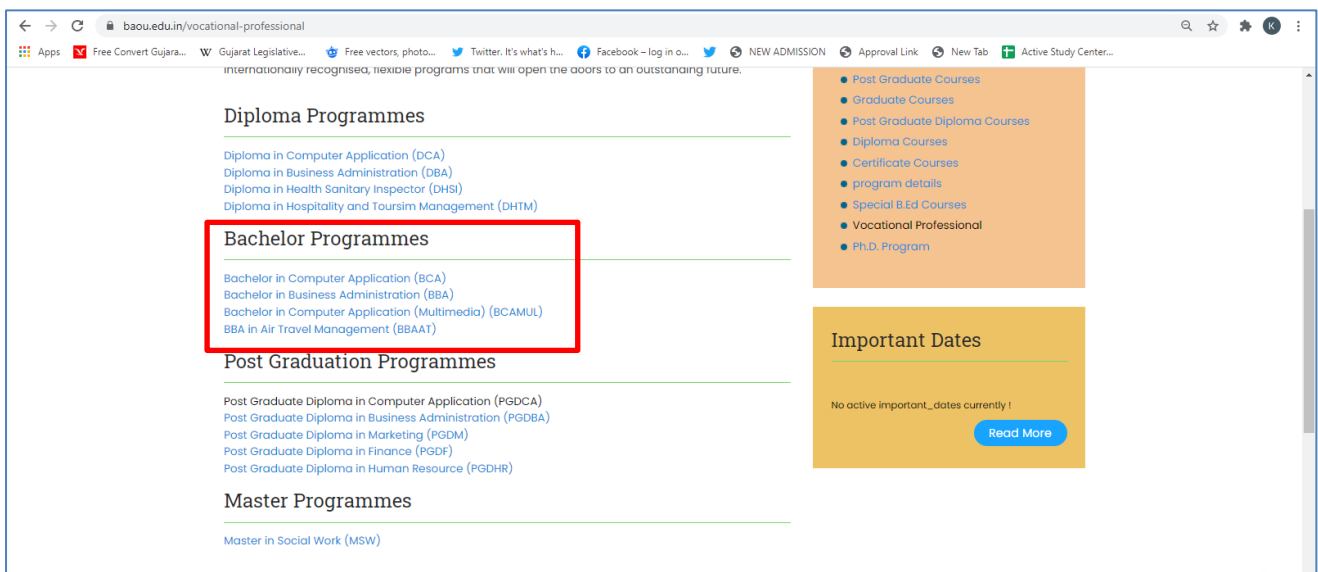
Step-1 : Visit <https://baou.edu.in/> website.



Step-2 : Click to 4th Section from left side Course, Click Vocational and Professional Courses.



Step-3 : Select Bachelor Programmes



4. Bachelor of Computer Application (Multimedia) Programme Structure

The Programme Structure of the Bachelor of Computer Application (Multimedia) Programme comprising of various subjects would be as follows:

1st Year				
Sr.No	Subject Code	Subject Name	Credit	PR
1	BCA(DES)-101	Video Production Basics	4	
2	BCA(DES)-102	Computer Graphics & Illustrator	4	
3	BCA(DES)-103	Printing & Resolution	4	
4	BCA(DES)-104	Motion Graphics	4	
5	BCA(DES)-105	Digital Audio	4	
6	BCA(DES)-106	Image Editing and Processing	2	2
7	BCA(DES)-107	UI/UX-Responsive Websites-Styling	2	2
8	BCA(DES)-108	Web Prototyping	4	
2nd Year (Animation Specialization)				
Sr.No	Subject Code	Subject Name	Credit	PR
1	BCA(DES)-201	Communication Skills	4	
2	BCA(DES)-202	Visual Communication	4	
3	BCA(DES)-203	Architecture Design-1	2	2
4	BCA(DES)-204	Mapping Technology	4	
5	BCA(DES)-205	Architecture Design-2	2	2
6	BCA(DES)-206	Sound Editing	4	
7	BCA(DES)-207	Video Editing	2	2
8	BCA(DES)-208	Character Animation	4	
2nd Year (Graphics Specialization)				
Sr.No	Subject Code	Subject Name	Credit	PR
1	BCA(DES)-201	Communication Skills	4	
2	BCA(DES)-202	Visual Communication	4	
3	BCA(DES)-203	Compositions & Printing Technology	4	
4	BCA(DES)-204	Vector Graphics & Printing	2	2
5	BCA(DES)-205	Digital Matt Painting	2	2
6	BCA(DES)-206	Publication Technology	4	
7	BCA(DES)-207	Story Writing,Story Telling & Story Boarding	4	
8	BCA(DES)-208	Drawing & Sketching, Fine Arts, Commercial Arts	2	2
2nd Year (UI/UX Specialization)				
Sr.No	Subject Code	Subject Name	Credit	PR
1	BCA(DES)-201	Communication Skills	4	
2	BCA(DES)-202	Visual Communication	4	
3	BCA(DES)-203	Object Oriented Computer Programming Language	4	
4	BCA(DES)-204	Web Development Language	2	2
5	BCA(DES)-205	Customised Markup Languages	2	2
6	BCA(DES)-206	Commercial Transaction	4	
7	BCA(DES)-207	Introduction to Global Computer Network-1	4	

8	BCA(DES)-208	Web Design Landscape (UI/UX)	2	2
3rd Year (Animation Specialization)				
Sr.No	Subject Code	Subject Name	Credit	PR
1	BCA(DES)-301	Animation Production Process	4	
2	BCA(DES)-302	Script Writing	4	
3	BCA(DES)-303	2D Animation & Publication	2	2
4	BCA(DES)-304	3D Illusion-1	4	
5	BCA(DES)-305	3D Illusion-2	2	2
6	BCA(DES)-306	Virtual Reality	4	
7	BCA(DES)-307	Project/Portfolio	8	
3rd Year (Graphics Specialization)				
Sr.No	Subject Code	Subject Name	Credit	PR
1	BCA(DES)-301	Drawing & Sketching	4	
2	BCA(DES)-302	Typography	4	
3	BCA(DES)-303	3D Graphics-1	2	2
4	BCA(DES)-304	3D Graphics-2	2	2
5	BCA(DES)-305	Animation Production Process	4	
6	BCA(DES)-306	Publication Technique-2	4	
7	BCA(DES)-307	Project/Portfolio	8	
3rd Year (UI/UX Specialization)				
Sr.No	Subject Code	Subject Name	Credit	PR
1	BCA(DES)-301	Futuristic Web	4	
2	BCA(DES)-302	Streamed Audio-Video Multimedia R/A	2	2
3	BCA(DES)-303	Sophisticated Script Language	4	
4	BCA(DES)-304	Website Prototypes & Application Interfaces S/W	4	
5	BCA(DES)-305	Open-Source Server-Side Web Application	2	2
6	BCA(DES)-306	Global Computer Network-2	4	
7	BCA(DES)-307	Project/Portfolio	8	

Total Credit Points: 96

5. Evaluation Scheme

To get a degree of the Bachelor of Computer Application (Multimedia) requires successful completion of both Assignment component as well as the Term-end Examination component for each of the courses in the programme. The total numbers of courses in Bachelor of Computer Application (Multimedia) are 23 and the total number of credits are 96.

The Evaluation procedure will be the same as followed by the university.

- ✓ Each semester shall have a weightage of 30% for Internal Exams (assessment through assignments) and 70% for term end exams.
- ✓ Examination will be conducted at the end of the year. Examination conducted in two times i.e. May/June and also in December/January
- ✓ Every candidate must secure 40% marks in each head of passing (Assignments, Term End Examination, Field Work, Dissertation)
- ✓ The passing marks for external examination will thus be 28 out of 70 and for internal examination 12 out of 30 and aggregate marks taking both together will be 40 marks.

5.1 Instructions for Assignments

The following guidelines which are required to be followed while answering Assignments:

I. General Instructions for assignments

The assignments provide Knowledge and Awareness on technical topics, it helps in widening their cognitive skill horizons and it improves the writing skills as well. The word limits for answering most of the assignment questions depending on the marks. There are short question type and long question types. It is advisable to keep the following points in mind:

First comes to Plan: First you need to read the whole assignment carefully. Then go through the units on which they are based. Make some points regarding each question and rearrange these in a logical order.

Organise your Answers: Now you need to be selective and analytical and rational before drawing up a rough outline of your answer. In an essay-type question, you need to write the introduction part and conclusion as well. The introduction must offer brief interpretation of the question and how you propose to develop it. The conclusion must summarize your response to the question.

Exhibition: Once you complete the process of writing and if you are satisfied with your answers, you can write down the final version for submission. It is

advisable to write each answer tidily and underscoring the points you want to highlight.

II. The following format is to be followed for submission of the assignment:

The top of the first page of your response sheet for each assignment should look like this:



Dr. Babasaheb Ambedkar Open University

Course Name: _____

Subject Code: _____

Subject Name: _____

Name of Student: _____

Enrollment No.: _____

Name of the Study Centre: _____

Study Centre Code: _____

Date of Submission : _____

- III. The assignments answers sheets should be hand written. However the s/w coding, snapshots, test cases etc. can be in the printed form.
- IV. The learners should write each assignment separately. All the assignments should not be written in continuity.
- V. The learners should use only A4 size paper for their answers and tag all the pages carefully. Avoid using very thin paper.
- VI. The students should not copy the assignments from others. If copying is noticed, the assignments of such students will be rejected, and disciplinary action will be taken against the students as per rules of the University.
- VII. The completed assignment answers should be sent to the Coordinator of the Learner Support Centre/ Study Centre.
- VIII. Assignments have to submit to center compulsory.
- IX. The Volume of one assignment should be Minimum 30 pages including Text, Tables, Graphs, Photographs, etc. The assignment is a part of continuous assessment system and mandatory for the submission.
- X. In order to seat for the examination, it is must for the students to submit the assignment. Without submission of the assignment students will not allowed to seat for the examination.

6. Other Useful Information

6.1 Requirement to seat in terms end examination

- i. Completion of minimum time duration of the programme after enrollment
- ii. Submission of the assignment in particular time duration
- iii. Filling and submission of the examination form in particular time duration
- iv. If you have appeared in the previous examination and still its result is awaited than it is advisable to fill up the examination form without waiting for the result
- v. Exam form will be uploaded from time to time on the website for Regular and Repeater students for more information browse :: <http://www.baou.edu.in/>

6.2 Scholarship

Students belonging to Scheduled Caste, Scheduled Tribe, Nomadic Tribes and Denotified Tribes who have accepted Bodh Religion can get the benefit of Scholarship according to the rule of Government. This scholarship is declared by Government of India under the head of Post Matric Scholarship. In this, the included caste in particular course shall get scholarship from concern State Government Department, if the application form of scholarship is approved.

6.3 Rules of fees refund

The University will not refund any fee for any reasons, whatsoever, to any student. Under uncommon cases, the decision of the Vice Chancellor will remain final.

6.4 How to take back the extra fee paid for the programme

For any reason, if the extra amount is paid, than the student has to give an application by enclosing all the required documents (copy of Fee receipt, etc.) within 30 days.

6.5 Allotment of the Learners Support Centre/ Study Centre

To every student, study center is allocated according to their preference by the university. But the student may be allocated to a nearby study centre if the selected study centre does not fulfill the condition of minimum enrollment.

6.6 Changes in Address

Students shall write an application in case if there is change in address. Till the changes are not done in the university records students have to make arrangement to get post from the old address.

6.7 Policy on pursuing two or more programmes simultaneously

The Distance Education Council, in its 40th meeting held on 08 June 2012, approved a policy on pursuing two or more programmes simultaneously in various combination as under.

Two Degree Programmes cannot be allowed to be pursued simultaneously. However, a student can pursue two programmes simultaneously through distance mode or combination of distance and regular mode from the same or different Universities/ Institutions in various combinations, viz., 1 One Degree and one Diploma / P G Diploma / Certificate 2 One P G Diploma and one Diploma / Certificate 3 One Diploma and one Certificate 4 Two P G Diploma 5 Two Diplomas 6 Two Certificates

6.8 Learner's Communication

If the student is communicating via letter, than it is advisable to write full name, address, enrollment number, study center name and address which shall be addressed to V&P department. Separate letter is to be written for different issues i.e. Admission, study material, assignment and examination.

6.9 Duplicate I-Card

Generally I-Card is issued to the student by the University. But in uncommon situation if I-card is missed than student shall apply for the duplicate I-card. An application for Duplicate I-Card with Rs 25/- in cash if in person or demand draft in favour of Dr. Babasaheb Ambedkar Open University payable at Ahmedabad is to be submitted at University office. Enclose one photograph and any other Photo I-D proof with an application.

7. Examination Centre

Generally, student's study / programme center or nearby center will be his/her exam center but the decision of the University will remain final and binding for all the students in the matter of examination center in any circumstances.

7.1 Examination Fees

Repeater student has to pay examination fees (Pay-in slip) at their study center or university, along with an examination form, each time he wishes to appear for the examination. Examination Fees for the repeater student is Rs. 200/- per subject. Examination Forms are available at the University, Study Centre and on Website. Examination Fees covers conduct and result declaration of examination for all those subject for which examination fees is paid.

7.2 Programme Coordinator

A person in charge of the administrative and academic affairs at the study center. He/She plans the availability of counsellors, looks after the distribution of self-learning material, arranges and co-ordinates counselling sessions, etc.

7. Some Useful Address

Sr. No.	Purpose	Concern Department
1	Admission / Re-Admission / Assignment / Lab Manual / I-Card	Concerned Study Center or University Vocational and Professional Department 'JYOTIRMAY' Parisar, Opp: Shri Balaji Temple, Sarkhej- Gandhinagar Highway, Chharodi, Ahmedabad: 382 481 Phone: 9099994484, 9099994461, 9978408584, 9998814484
2	Change of Name/ Correction of name/ address/ Contact no.	Concerned Study Center or University Vocational and Professional Department 'JYOTIRMAY' Parisar, Opp: Shri Balaji Temple, Sarkhej- Gandhinagar Highway, Chharodi, Ahmedabad: 382 481 Phone: 9099994484, 9099994461, 9978408584, 9998814484
3	Collecting Study Material (Self Learning Material)	Concerned Study Center
4	Bonofide Certificate	Concerned Study Center or University Vocational and Professional Department 'JYOTIRMAY' Parisar, Opp: Shri Balaji Temple, Sarkhej- Gandhinagar Highway, Chharodi, Ahmedabad: 382 481 Phone: 9099994484, 9099994461, 9978408584, 9998814484
5	Exam / Hall-Ticket	University Examination Department 'JYOTIRMAY' Parisar, Opp: Shri Balaji Temple, Sarkhej- Gandhinagar Highway, Chharodi, Ahmedabad: 382 481 Phone: 9099994484, 9099994461, 9978408584, 9998814484
6	Marksheet / Transcript / Migration / Degree Certificate	University Examination Department 'JYOTIRMAY' Parisar, Opp: Shri Balaji Temple,

		Sarkhej- Gandhinagar Highway, Chharodi, Ahmedabad: 382 481 Phone: 9099994484, 9099994461, 9978408584, 9998814484
7	Scholarship	University Scholarship Department 'JYOTIRMAY' Parisar, Opp: Shri Balaji Temple, Sarkhej- Gandhinagar Highway, Chharodi, Ahmedabad: 382 481 Phone: 9099994484, 9099994461, 9978408584, 9998814484
8	Assignment Submission	Concerned Study Center
9	Submission of Project Reports	Concerned Study Center
10	Prospectus	Concerned Study Center

- 5 Assembling video sequences that are randomly accessible, typically digitized onto a hard drive is known as _____
- A Non-Linear Editing B Off-Line Editing
C Linear Editing D On-Line Editing
- 6 Editing a video tape with the highest-quality VTRs and editor controllers is known as _____
- A Non-Linear Editing B Off-Line Editing
C Linear Editing D On-Line Editing
- 7 Making a practice edit using inexpensive video equipment is known as _____
- A Non-Linear Editing B Off-Line Editing
C Linear Editing D On-Line Editing
- 8 SECAM stands for _____
- A Sequential Color Alternative B Sequential Color And Memory
Memory
C Sequential Co-ordinate And D Sequential Committee And
Memory Memory
- 9 A video and/or audio scene or shot, usually of raw footage is known as _____
- A Clip B Shoot
C Sequence D composition
- 10 EDL stands for _____
- A Edit decision list B Edit dedicated list
C Edit delivery list D Edit detailed list

Part – B (Do as Directed)

(10)

- 1 CG
2 DVD
3 HDTV
4 ISO
5 VHF
6 VDA
7 CCU
8 VTP
9 VCP
10 VCR

- 6 The Helvetica font is a
 A Serif B Sans Serif
 C Signs D None of these
- 7 _____ is used for print media for process colors.
 A CMYK B RGB
 C LAB D None
- 8 _____ is a technique that makes your 2d objects appear 3d
 A Rendering B Visualization
 C Shading D None
- 9 _____ is a technique that measures the energy that the light source emits when it reflects and gets diffused in a room
 A Radiosity B Ray tracing
 C Shading D All of these
- 10 PICT supports _____ colors
 A 4 B 6
 C 7 D 8

Part – B (Do as Directed)

(10)

State whether following statements are true or false

- 1 Vector graphics are made up of pixels. Raster graphics made up of lines and curves
- 2 Meta files contain information or specification of other file
- 3 Dynamic range means starting from the minimum to the maximum of a value in a range.
- 4 Lab color model is device dependent.
- 5 TIFF is widely used in DTP applications, fax, image processing related to medical images and 3d applications
- 6 You can save your drawn and created objects as symbols in library and reuse them.
- 7 Rotation helps to change the orientation of the text from horizontal to vertical or vice-versa.
- 8 Path drawer is the option that you can be used to work with different shape, and from that shape you can form a new shape
- 9 The stacking order of artwork in the document window corresponds to the hierarchy of items in the Layers palette
- 10 There are three ways to create a 3D object

* * * * *

Dr. Babasaheb Ambedkar Open University
Term End Examination December – 2019

Course	:	BCA((DES)	Date	:	06-Jan-2020
Subject Code	:	BCA(DES)-103	Time	:	03:00pm to 06:00pm
Subject Name	:	Printing & Resolution	Duration	:	03 Hours
			Max. Marks	:	70

Section A

Answer the following (Attempt any three) (30)

1. Explain “Whereas vector graphics are resolution-independent, raster images are resolution-dependent”
2. Explain Gravure Printing Process and its uses?
3. Explain “publishing printing” and its examples?
4. Explain Transaction Printing and its example?
5. Explain the “LASER PRINTER” printers and their uses?

Section B

Answer the following (Attempt any four) (20)

1. Explain “HIGH AND LOW RESOLUTION IMAGES” in context of pixels Dimensions.
2. Mention different file formats used in Graphics and Explain their use of two kinds for Graphics formats, give examples?
3. What Monochrome (1-bit) images?
4. What is Stock Photography Companies do?
5. What is Flexography?
6. What is Print? Explain its use?

Section C

Part – A (Multiple Choice Questions) (10)

- 1 The first method of plate development uses light-sensitive polymer
A Plate making
B Engraving
C Print making
D None of Above
- 2 A print is made by creating a positive mirrored master of the required image as a 3D relief in a rubber or polymer material.
A Flexographic print
B Rubber Print
C Lithographic Print
D Digital Print
- 3 The number of types of inks that can be used in flexography are :
A Five
B Three
C Two
D six
- 4 Rotogravure (Roto or gravure for short) is a Type of intaglio printing process, that is, it involves :
A Carving Images
B Printing Images
C Engraving the image
D Exposing Images

- 5 A printing press has one printing unit for each color, typically CMYK or cyan, magenta, yellow and key (printing terminology for black).
 - A Rotogravure printing
 - B Lessor Jet Print
 - C Dot Matrix Print
 - D Digital Print
- 6 It is the measurement of the number pixels/dots of color information of an inch.
 - A Resolution
 - B Dot matrix
 - C Picas
 - D Points
- 7 For clear and crisp printing, images at their final size in the layout should be at
 - A 300 dpi
 - B 72 dpi
 - C 600 dpi
 - D 1200 ppi
- 8 An image 2 inches x 2 inches in size at 300 dpi increased in the layout to 4 inches x 4 inches has a new resolution of :
 - A 150 dpi.
 - B 600 dpi.
 - C 75 dpi
 - D 450 dpi
- 9 It will print best if the resolution is
 - A 72 dpi
 - B 300 dpi
 - C 200 dpi
 - D None of above
- 10 It is deal to use EPS and TIFF for
 - A Print publishing.
 - B Web Pages
 - C TV Screen
 - D Internet

Part – B (Do as Directed)

Mention True/False and fill in the Blanks

- 1 Resolution is the measurement of the number squares of color information of an inch.
- 2 The only real difference between a high and low resolution image is the Number of pixels/Inch or /dots/inch.
- 3 PPI (Pixels Per Inch, usually written in lowercase ppi) and dpi (dots per inch) are two similar concepts
- 4 Up sampling is when a higher resolution image is saved to a lower resolution with no changes in dimensions.
- 5 Impact printers rely on a forcible impact to transfer ink to the media, similar to the action of a typewriter.
- 6 _____ can be broadly divided into two major classes: Ballistic wire printers and Stored energy printers.
- 7 _____ as the name implies, print an entire line of text at a time.
- 8 A _____ is a vector graphics printing device which operates by moving a pen over the surface of paper.
- 9 A _____ can only produce an image consisting of one Color, usually black.
- 10 _____ is an organic or inorganic pigment or dye dissolved or suspended in a solvent

- 5 _____ can eliminate sudden changes in a property's speed by using the Easy Ease keyframe assistant.
- A Key frame velocity B Toggle hold key frame
C Key frame interpolation D Easing In and Out
- 6 _____effect simulates a camera that's focusing in on one area in a 3D scene (along the z axis) while allowing other areas to blur.
- A Blur B Orbit
C Depth of Field D Panning
- 7 The _____effect isolates elements in a 3D channel image file.
- A Twirl B Turbulent displace
C Transform D ID Matte
- 8 The _____effect uses fractal noise to create turbulent distortions in an image.
- A Twirl B Turbulent displace
C Transform D ID Matte
- 9 _____can select the color that you want to remove as a key color with the help of color box or color picker.
- A Key Color B Color Matching Accuracy
C Color Key D Luma Key Keying
- 10 The _____effect keys out all the regions of a layer with a specified luminance or brightness.
- A Key Color B Color Matching Accuracy
C Color Key D Luma Key

Part – B (Do as Directed)

(10)

State Weather the Following Statement are True or False

- 1 The Light Layer is used as a transparent layer.
- 2 The Null object layer is used to create a colourful background as well as for masking.
- 3 The tracking basically means to match the scenes.
- 4 The stabilization allows us to smooth the recorded footage by removing the jerks.
- 5 Accept shadow helps us to create or to display the shadow on the base.
- 6 Light Transmission allows us to transmit the light through the layer.
- 7 Wireframe Preview shows only wireframes of all layers
- 8 Duplicate keyboard shortcut is "Shift+ D".
- 9 The low resolution increases the speed of the computer.
- 10 The guides help us to decide the position of the layers all over the animation.

Dr. Babasaheb Ambedkar Open University
Term End Examination December – 2019

Course	: BCA(DES)	Date	: 08-Jan-2020
Subject Code	: BCA(DES) - 105	Time	: 03:00pm to 06:00pm
Subject Name	: Digital Audio	Duration	: 03 Hours
		Max. Marks	: 70

Section A

Answer the following (Attempt any three) (30)

1. What is sound? Explain sound wave and periodic motion
2. Explain in details about audio connector
3. Write detained note on Microphone Frequency Response
4. What is compression? Explain types of compression
5. Explain various digital audio standard formats

Section B

Answer the following (Attempt any four) (20)

1. Explain directional properties in microphone
2. Explain sound mixers channel Inputs
3. Write short note on Auxiliary Channels of Sound Mixers
4. Explain following terms: Phasing, Flanging and Chorus
5. Write short note on digital audio file formats
6. List and explain in brief about proprietary audio formats

Section C

Part – A (Multiple Choice Questions) (10)

- 1 All wave have _____ property
A Wavelength
B Amplitude
C Frequency
D All of these
- 2 The _____ remains common in all microphones
A Diaphragm
B Coil
C Magnet
D All of these
- 3 Microphones can be classified according to _____
A Type of conversion technology they use
B Type of application they are designed
C Either A or B
D Neither A nor B
- 4 Using sound mixer, you can do _____
A Adjust levels
B Create monitor feeds
C record various mixes by combining signals
D All of these

- 5 Potentiometer varies the amount of _____
 A Resistance B Voltage
 C Ampere D None of these
- 6 _____ Compression encodes repetitive pieces of information with symbols and equations that take less space and provide entire information required to reconstruct an exact copy of the original.
 A Lossy B Lossless
 C Both A and B D None of these
- 7 Equalization / EQ _____ the levels of different frequencies in a signal.
 A Boost B Attenuate
 C Either A or B D Neither A nor B
- 8 The treble control adjusts _____ frequencies
 A High B Low
 C Medium D None of these
- 9 _____ will completely prevent any additional gain above the threshold.
 A Amplifier B Limiter
 C Booster D Repeater
- 10 The sound that arise from reflections from surrounding walls or objects is simulated by _____
 A Limiting B Equalization
 C Reverb D Phasing

Part – B (Do as Directed)

(10)

State whether the following statements are true or false

- 1 The formula to find velocity is $\text{Velocity} = \text{Distance} \times \text{Time}$
- 2 The unit for measuring frequency is ohm
- 3 3-pin XLR connectors are for balanced audio signals and they reduce interference risk.
- 4 A microphone is a kind of a transducer Sound information exists as patterns of air pressure.
- 5 It is better to work microphone with high impedance than low impedance.
- 6 Impedance measures the total of opposition a device has to an AC current.
- 7 A low impedance microphone should generally be connected to an input with the same or higher impedance.
- 8 Higher frequency response is used when you want pure audio signal.
- 9 Phasing is a media that distributes DC current via audio cables in order to provide power for microphones and other devices.
- 10 Most mixers have equalization controls for each channel.

* * * * *

Dr. Babasaheb Ambedkar Open University
Term End Examination December – 2019

Course	:	BCA(DES)	Date	:	09-Jan-2020
Subject Code	:	BCA(DES) - 106	Time	:	03:00pm to 06:00pm
Subject Name	:	Image Editing and Processing	Duration	:	03 Hours
			Max. Marks	:	70

Section A

Answer the following (Attempt any three) (30)

1. Elaborate any 10 options in file menu in Photoshop
2. Explain any 5 Selection tools in Photoshop in detail
3. Explain Various types of Image Editing tools in Photoshop
4. Explain Various color correction options in Photoshop
5. Explain different types Filters in Photoshop

Section B

Answer the following (Attempt any four) (20)

1. Short note on Multimedia
2. Difference between Vector & Raster
3. Short note on Pen tool
4. Short note on Hue/Saturation and Brightness/Contrast
5. Short note on RGB and CMYK
6. Short note on Vector And Bitmaps

Section C

Part – A (Multiple Choice Questions) (10)

- 1 Grayscale have ____number of channels.
A 1 B 2
C 3 D None
- 2 Bitmap has _____number of color values.
A 1 B 2
C 3 D None
- 3 _____options allow you to control how you want pixels to be affected by the application of the painting or editing tool you choose.
A Mode B Layers
C Color Mixer D Opacity
- 4 _____are like transparent sheets
A Mode B Layers
C Color Mixer D Opacity
- 5 _____ is a secondary color.
A CMYK B Grayscale
C LAB Color D Bitmap

- 6 Raster graphics is also called graphics.
A Image B 3D
C CAD D Vector
- 7 Grayscale have _____ shades of gray
A 256 B 2
C 512 D 259
- 8 _____ Command converts the image to black and white image.
A Replace B Desaturate
C Threshold D Invert
- 9 Images such as photos are made up of _____
A points B pixels
C dots D colors
- 10 _____ means converting vector data to raster data.
A Smart Object B Rasterizing
C Blending D Merge Shapes

Part – B (Do as Directed)

(10)

- 1 PDF Stands for _____
- 2 EPS Stands for _____
- 3 GIF Stands for _____
- 4 HSB stands for _____
- 5 DPI stands for _____
- 6 GCR stands for _____
- 7 DCS stands for _____
- 8 ICC stands for _____
- 9 JPEG Stands for _____
- 10 Lpi stands for _____

Dr. Babasaheb Ambedkar Open University
Term End Examination December – 2019

Course	: BCA(DES)	Date	: 10-Jan-2020
Subject Code	: BCA(DES) – 107	Time	: 03:00pm to 06:00pm
Subject Name	: UI/UX-Responsive Web Design- Styling	Duration	: 03 Hours
		Max. Marks	: 70

Section A

Answer the following (Attempt any three) (30)

1. Explain the use of body tag in HTML with all its attributes
2. Write detailed note on lists
3. Explain image tag with all its attributes
4. Explain form elements
5. Discuss important factors for page layout

Section B

Answer the following (Attempt any four) (20)

1. Explain heading tag with example
2. Write short note on special characters
3. Explain anchor tag with attributes
4. Explain radio buttons and checkbox input type
5. What are the uses of the Meta Element
6. Explain embedded style sheet

Section C

Part – A (Multiple Choice Questions) (10)

- 1 HTML is a simplified version of _____
A XML B SGML
C XHTML D HGML
- 2 _____ are the commands that give HTML documents their functionality.
A Attributes B Properties
C Tags D Elements
- 3 Attributes usually appear to the _____ of a Tag label.
A Right B Left
C Outside D Any where
- 4 _____ tag is used to set the color, size and the face of the text
A <P> B <Pre>
C
 D
- 5 Which of the following tag is used to create bulleted list
A B
C <Menu> D All of these

- 6 _____ List allow you to write down the definitions and terms.
A Ordered B Un-ordered
C Definition D Nesting
- 7 Which of the following is a feature of GIF file?
A Interlacing B Transparency
C Animated D All of these
- 8 The _____ element marks the text as a hypertext link.
A Anchor B Link
C Bookmark D None of these
- 9 _____ are the areas that you can create on an image and click on this region it will follow a link and take you to a URL.
A Image area B Image map
C Image region D Image chart
- 10 _____ shows how many cell columns of the table this cell should span.
A Colspan B Rowspan
C Cellspacing D Cellpadding

Part – B (Do as Directed)

(10)

State whether the following statements are true or false

- 1 Movies, audio and video and books are organized as linear media
- 2 CELLPADDING attribute when used with the table tag allows control over the space used between the cells in the table.
- 3 Tables are one of the means to make your website dynamic.
- 4 Action attribute of form tag is the URL to which the form has to be submitted when the user wants to send it.
- 5 You cannot give your own personal email account as the form action's url
- 6 GET method causes the browser to send the data in a two-step process.
- 7 If you do not specify a method the browser uses the GET method by default.
- 8 The SUBMIT input tag changes all fields to their default causes
- 9 With the help of forms you can add interactivity to your web pages
- 10 The password input tag enables the user to enter text but here the browser does not echo the user's input

* * * * *

Dr. Babasaheb Ambedkar Open University
Term End Examination December – 2019

Course	: BCA(DES)	Date	: 11-Jan-2020
Subject Code	: BCA(DES) – 108	Time	: 03:00pm to 06:00pm
Subject Name	: Web Prototyping	Duration	: 03 Hours
		Max. Marks	: 70

Section A

Answer the following (Attempt any three) (30)

1. Describe cascading style sheet with its types.
2. Write a short note on tables in Dreamweaver.
3. Explain any 3 behaviours in Dreamweaver.
4. Explain use and importance of forms in website.
5. Describe in details various Layer properties.

Section B

Answer the following (Attempt any four) (20)

1. Write various elements of Layout or interface.
2. How to handle images in Dreamweaver explain in brief.
3. Explain the use and importance of frames.
4. What do you understand by block category .
5. Explain various image properties.
6. Write a short note on border category in CSS.

Section C

Part – A (Multiple Choice Questions) (10)

- 1 Dreamweaver provides you with reference on the coding as
 - A Html
 - B Java script
 - C Asp
 - D All of them
- 2 When you want to multiple selection from user _____ form control is used.
 - A Radio button
 - B Checkbox
 - C Link control
 - D None of them
- 3 _____ is/are types of form method.
 - A Get
 - B Post
 - C Enctype
 - D All of them
- 4 _____ allows you to add objects that are needed to design web pages of your website.
 - A Insert bar
 - B Document toolbar
 - C Status bar
 - D None of them
- 5 The assets panel gives _____ way to view asset.
 - A Site list
 - B Favorite list
 - C Both A and B
 - D None of them

- 6 Components of jump menu is/are
 - A Menu selection prompt
 - B Go button
 - C List of linked menu items
 - D All of them
- 7 The behaviour inspector includes (+) button for
 - A Adding behavior
 - B Adding method
 - Z Adding object
 - D Adding event
- 8 Which behavior is used to check whether your webpage supports plugin or not
 - A Add Plugin
 - B Check plugin
 - C Trace plugin
 - D None of them
- 9 Layout object allows _____ style/s to create table
 - A Standard
 - B Expanded
 - C Layout
 - D All of them
- 10 Every object can perform certain operations which can be called _____
 - A Method
 - B Property
 - C Event
 - D None of them

Part – B (Do as Directed)

(10)

- 1 Dreamweaver provides _____ object to insert date in desired format.
- 2 _____ allows you to insert various behaviors on your webpage.
- 3 _____ shows you HTML tags while work in Dreamweaver.
- 4 Validating form means checking contents of specified checkbox . True / False
- 5 Code snippets let you store content for quick reuse. True/False
- 6 Bookmarks work on same page or another and used to jump to different areas of page. True/False
- 7 Textfield in html can be single line. True / False
- 8 Layers allows us to create static website. True / False
- 9 _____ are used when you want any one selection out of a group of buttons.
- 10 You can add _____ if you want different settings for different layers on your web page.

9. Forms and Enclosures



Dr. Babasaheb Ambedkar Open University

(Established by Government of Gujarat)

'Jyotirmay' Parisar, Opp. Shri Balaji Temple,

Sarkhej-Gandhinagar Highway, Chharodi, Ahmedabad - 382 481

E-mail: kmro@baou.edu.in Website: www.baou.edu.in

APPLICATION FORM FOR ISSUE OF DUPLICATE I-CARD

1. NAME :
2. COURSE : SEMESTER/YEAR :
3. ENROLLMENT NO.CENTER CODE :
4. STUDENT ADDRESS :
.....
.....PIN NO. :
5. FEE DETAILS : (The fee for Duplicate I-Card is Rs.25/- which is to be paid through Demand Draft in favour of 'Dr.Babasaheb Ambedkar Open University' Payable at Ahmedabad or Cash at Dr. BAOU Campus.)
Demand Draft No. : DD Date :
Issuing Bank :

Date :

(Signature of Applicant)

The Filled in form with the requisite fees is to be sent to :-

Vocational and Professional Department,

Dr. Babasaheb Ambedkar Open University,

Jyotirmay Parisar, Sarkhej-Gandhinagar Highway,

Ahmedabad-382481.



Dr. Babasaheb Ambedkar Open University

(Established by Government of Gujarat)

'Jyotirmay' Parisar, Opp. Shri Balaji Temple,

Sarkhej-Gandhinagar Highway, Chharodi, Ahmedabad - 382 481

E-mail: kmro@baou.edu.in Website: www.baou.edu.in

APPLICATION FORM FOR ISSUE OF TRANSCRIPT

1. NAME :
2. COURSE : SEMESTER/YEAR :
3. ENROLLMENT NO.CENTER CODE :
4. STUDENT ADDRESS :
.....PIN NO. :
5. PURPOSE :
6. FEE DETAILS : (The fee for 5 Copy Transcript is Rs.500/- which is to be paid through Demand Draft in favour of 'Dr. Babasaheb Ambedkar Open University' Payable at Ahmedabad or Cash at Dr. BAOU Campus.)
Demand Draft No. : DD Date :
Issuing Bank :

Date :

(Signature of Applicant)

The Filled in form with the requisite fees is to be sent to :-

Exam Department,

Dr. Babasaheb Ambedkar Open University,

Jyotirmay Parisar, Sarkhej-Gandhinagar Highway,

Ahmedabad-382481.

Require Documents (Compulsory):

1. Marksheet Xerox
2. Degree Certificate Xerox
3. 6 Passport Size Photo



Dr. Babasaheb Ambedkar Open University

(Established by Government of Gujarat)

'Jyotirmay' Parisar, Opp. Shri Balaji Temple,

Sarkhej-Gandhinagar Highway, Chharodi, Ahmedabad - 382 481

E-mail: kmro@baou.edu.in Website: www.baou.edu.in

APPLICATION FORM FOR ISSUE OF MIGRATION CERTIFICATE

1. NAME :
2. COURSE : SEMESTER/YEAR :
3. ENROLLMENT NO. CENTER CODE :
4. STUDENT ADDRESS :
.....
..... PIN NO. :
5. PURPOSE :
6. FEE DETAILS : (The fee for Migration Certificate is Rs.100/- which is to be paid through Demand Draft in favour of 'Dr.Babasaheb Ambedkar Open University' Payable at Ahmedabad or Cash at Dr. BAOU Campus.)
Demand Draft No. : DD Date :
Issuing Bank :

Date :

(Signature of Applicant)

The Filled in form with the requisite fees is to be sent to :-

Exam Department,

Dr. Babasaheb Ambedkar Open University,

Jyotirmay Parisar, Sarkhej-Gandhinagar Highway,

Ahmedabad-382481.

Require Documents (Compulsory):

1. Marksheet Xerox
2. Degree Certificate Xerox
3. Passport Size Photo



Dr. Babasaheb Ambedkar Open University

(Established by Government of Gujarat)

'Jyotirmay' Parisar, Opp. Shri Balaji Temple,

Sarkhej-Gandhinagar Highway, Chharodi, Ahmedabad - 382 481

E-mail: kmro@baou.edu.in Website: www.baou.edu.in

APPLICATION FORM FOR ISSUE OF BONAFIDE CERTIFICATE

1. NAME :
2. COURSE : SEMESTER/YEAR :
3. ENROLLMENT NO. CENTER CODE :
4. STUDENT ADDRESS :
.....
..... PIN NO. :
5. PURPOSE :
6. FEE DETAILS : (The fee for Bonafide Certificate is Rs.50/- which is to be paid through Demand Draft in favour of 'Dr.Babasaheb Ambedkar Open University' Payable at Ahmedabad or Cash at Dr. BAOU Campus.)
Demand Draft No. : DD Date :
Issuing Bank :

Date :

(Signature of Applicant)

The Filled in form with the requisite fees is to be sent to :-

Vocational and Professional Department,

Dr. Babasaheb Ambedkar Open University,

Jyotirmay Parisar, Sarkhej-Gandhinagar Highway,

Ahmedabad-382481.



ડૉ. બાબાસાહેબ આંબેડકર ઓપન યુનિવર્સિટી
'જ્યોતિર્મય' પરિસર, શ્રી બાલાજી મંદિર સામે, સરખેજ-ગાંધીનગર હાઈવે, છારોડી,
અમદાવાદ-382 481, ફોન : (02717) 297170 ફેક્સ : (02717) 297144
E-mail : feedback@baou.edu.in Website : www.baou.edu.in

પદવી પ્રમાણપત્ર મેળવવા માટેનું અરજીપત્રક

(પાછળ દર્શાવેલ સુચનાઓ ધ્યાનથી વાંચ્યા બાદ ફોર્મ ભરવું)

પ્રતિ,
કુલસચિવશ્રી,
ડૉ. બાબાસાહેબ આંબેડકર ઓપન યુનિવર્સિટી,
અમદાવાદ - 382 481

શ્રીમાન,
હું (નામ)..... ડિગ્રી પ્રોગ્રામ
અભ્યાસક્રમનું ડિગ્રી પ્રમાણપત્ર મેળવવા માટે ભરવાની થતી ફી પેટે રૂ. 110/- રોકડા/ડિમાન્ડ ડ્રાફ્ટ નંબર
..... બેંકનું નામ શાખા તા.
નો મોકલી આપુ છું. આ સાથે મેં અભ્યાસક્રમ ઉત્તીર્ણ કર્યાના ગુણપત્રકની પ્રમાણિત ઝેરોક્ષ
નકલ સામેલ કરેલ છે.

ડિગ્રી પ્રમાણપત્ર મેળવવા માટે વિદ્યાર્થીએ કોઈ એક વિકલ્પની પસંદગી કરી (✓) નિશાની કરવી.

હું ડિગ્રી પ્રમાણપત્ર પદવીદાન સમારંભમાં ઉપસ્થિત રહી મેળવવા માગું છું.

મને ડિગ્રી પ્રમાણપત્ર ફોર્મમાં દર્શાવેલ સરનામે મોકલી આપવા વિનંતી.

સ્થળ : આપનો/આપની વિશ્વાસુ

તારીખ : (.....)

(નીચેની વિગતો અરજદારે મોટા અને સ્વચ્છ અક્ષરોમાં ભરવી)

નામ :

અટક નામ પિતા/પતિનું નામ

નામ :

(અંગ્રેજી કેપિટલ અક્ષરોમાં માર્કશીટ મુજબ)

કાયમી રહેઠાણનું સરનામું :

.....

.....

..... પિન કોડ નંબર :

ફોન નં : મોબાઈલ :

ઈ-મેઈલ :

અભ્યાસક્રમની વિગત

અભ્યાસક્રમનું નામ :

નોંધણી નંબર :

પરીક્ષા સત્ર : જાન્યુઆરી-ફેબ્રુઆરી-2016 જૂન-જુલાઈ-2016

માર્કશીટ નંબર :

પ્રાપ્ત કરેલ વર્ગ :

પસંદ કરેલ મુખ્ય વિષય :

ગુણ ચકાસણી માટેની અરજી

અરજી નં. _____
(કાર્યાલય માટે)

તા. _____

સત્રાંત પરીક્ષા : જાન્યુઆરી/જુલાઈ _____

નોંધણી નંબર :

વિદ્યાર્થીનું નામ : _____

સરનામું : _____

પીન કોડ : _____

કોન નં. (રહે.) : _____ કોન નં. (ઓ) : _____
(એસ.ટી.ડી. કોડ સાથે) (એસ.ટી.ડી. કોડ સાથે)

મોબાઈલ : _____

અભ્યાસક્રમનું નામ : _____

અભ્યાસકેન્દ્રનું નામ : _____

પરીક્ષાકેન્દ્ર કોડ : _____

જેમાં ગુણ ચકાસણી કરાવવી છે તે પાઠ્યક્રમો :

અં. નં.	પાઠ્યક્રમનું નામ	પાઠ્યક્રમ	ગુણપત્રક પ્રમાણે મેળવેલ ગુણ

નોંધ :- ગુણપત્રકની નકલ સાથે બિડવી.

પાઠ્યક્રમ દીઠ રૂ. લેખે પુનઃ ચકાસણી ફી ની વિગત : (ડૉ. બાબાસાહેબ આંબેડકર ઓપન યુનિવર્સિટી, અમદાવાદની તરફેણનો ડીમાન્ડ ડ્રાફ્ટ મોકલવાનો રહેશે)

રકમ	ડીમાન્ડ ડ્રાફ્ટ નંબર	તારીખ	બેંકનું નામ

સ્થળ : _____

તારીખ : _____

અરજી કરનાર વિદ્યાર્થીની સહી

અરજી નીચેના સરનામે મોકલવાની રહેશે

પ્રતિ, નિયામકશ્રી (વિદ્યાર્થી સેવાઓ), ડૉ. બાબાસાહેબ આંબેડકર ઓપન યુનિવર્સિટી,
આર. સી. ટેકનીકલ ઈન્સ્ટિટ્યૂટ કેમ્પસ, સરખેજ-ગાંધીનગર હાઈવે,
ગુજરાત હાઈકોર્ટ સામે, સોલા, અમદાવાદ-૩૮૦ ૦૬૦.