



डॉ. बाबासाहेब आंबेडकर
ओपन युनिवर्सिटी

CCSE

सर्टिफिकेट कोर्स इन
कम्युनिकेशन स्किल्स

Level

1

CERTIFICATE COURSE IN COMMUNICATION
SKILLS

Unit - 1 People	3
Unit - 2 Places	20
Unit - 3 Conversation	41
Unit - 4 Process	49
Unit - 5 Stories	59

Printed by : Kapilraj Office, Tatyashilpa, Shilpabang.
Ajmehabad, Phone: (079) 25622032

લેખક

કચ્છીયો ભાષાશાસ્ત્રી

ISBIBIPNIPU PIPU



ડૉ. સુભામી નટરાજ (વિષય નિષ્ણાત)

આચાર્યશ્રી

સી. વી. અમ. પ્રવિજ્ઞ પ્રોફેસર અભ્યાસકેન્દ્ર,

સરદાર પટેલ યુનિવર્સિટી

વલ્લભ વિદ્યાનગર.

1979

1

CERTIFICATE COURSE IN COMMUNICATION
SKILLS

Unit - 1
People

Unit - 2
Places

Unit - 3
Conversation

Unit - 4
Process

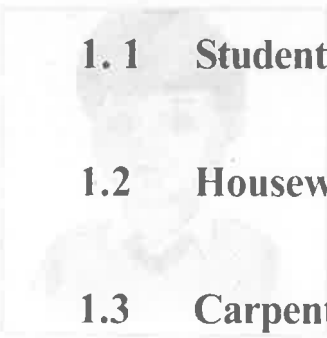
પ્રકાશક

કુલસચિવ, ડૉ. બાબાસાહેબ આંબેડકર ઓપન યુનિવર્સિટી,
સરકારી બંગલા નંબર-9, ડફનાળા, શાહીબાગ, અમદાવાદ - 380 003 ટે.નં. 22869690

© સર્વ હક સ્વાધીન. આ પુસ્તિકાના લખાણ યા તેના કોઈ પણ ભાગને
ડૉ. બાબાસાહેબ આંબેડકર ઓપન યુનિવર્સિટી, અમદાવાદની લેખિત સંમતિ વગર
મિમિયોગ્રાફી દ્વારા યા અન્ય કોઈ પણ રીતે પુનઃમુદ્રિત કરવાની મનાઈ છે.

**Printers : Kalptaru Offset, Tavadipura, shahibaug,
Ahmedabad, Phone: (079)25625035.**

Unit 1 : People

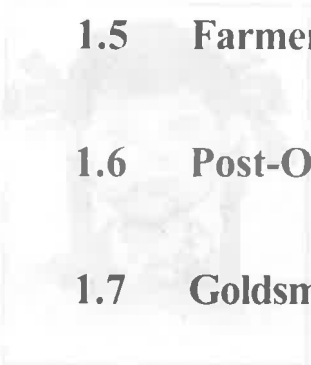


1.1 Student

1.2 Housewife

1.3 Carpenter

1.4 Peon



1.5 Farmer

1.6 Post-Office

1.7 Goldsmith

1.8 Teacher

1.9 Nurse

1.10 Practice

1.1 Student

Listen and Read.

સાંભળો અને વાંચો.

I am Ruchir Patwa.

હું રુચિર પટવા છું.

I am a student.

હું વિદ્યાર્થી છું.

I live in Valsad.

હું વલસાડમાં રહું છું.

I study in a college.

હું કોલેજમાં અભ્યાસ કરું છું.

I like English.

મને અંગ્રેજી ગમે છે.



I am Nilja Shah.

હું નીલજા શાહ છું.

I am a student, too.

હું પણ વિદ્યાર્થીની છું.

I live in Bhuj.

હું ભુજમાં રહું છું.

I am a student of Chemistry.

હું રસાયણશાસ્ત્રની વિદ્યાર્થીની છું.



I am a student, too.

હું પણ વિદ્યાર્થી જ છું.

Nice to meet You.

તમને મળીને આનંદ થયો.

Nice to meet You, too.

તમને મળીને પણ ખૂબજ આનંદ થયો.

- Mahesh : Hi, how are you?
 મહેશ : અ..... કેમ છો?
 Seema : Fine, thank you. Excuse me! Do I know you?
 સીમા : નમસ્તે, શું હું તમને ઓળખું છું?
 Mahesh : Sure, I'm Mahesh. Aren't you Jasmine?
 મહેશ : ચોક્કસ, હું મહેશ. તમે જાસ્મીન નહીં?
 Seema : No, I'm not.
 સીમા : ના.હું અ નથી.
 Mahesh : Oh, I'm sorry. I thought you were Jasmine.
 મહેશ : ઓહ, માફ કરજાણે. મને લાગ્યું કે તમે જાસ્મીન છો.
 Seema : That's all right.
 સીમા : કંઈ વાંધો નહીં.

1.2 Housewife

Read this.

આ વાંચો

I'm Mira D. Patel.

હું મીરા ડી. પટેલ છું.

I'm a housewife.

હું ગૃહિણી છું.

I like to wear saris.

મને સાડીઓ પહેરવી ગમે છે.

I don't like a Punjabi dress.

મને પંજાબી ડ્રેસ ગમતા નથી.

I'm thirty-two years old.

હું બત્રીસ વર્ષની છું.

My husband works in a bank.

મારા પતિ બેંકમાં નોકરી કરે છે.

I have two children.

મારે બે બાળકો છે.

My elder son's name is Rahul.

મારા મોટા દીકરાનું નામ રાહુલ છે.

My daughter's name is Dhwani.

મારી દીકરીનું નામ ધ્વનિ છે.

I live with my family in Baroda.

હું મારા કુટુંબ સાથે વડોદરામાં રહું છું.

My father-in-law and mother-in-law also live with us.

મારા સસરા અને સાસુ પણ અમારી સાથે રહે છે.

There are six persons in my family.

મારા કુટુંબમાં છ સદસ્યો છે.

We are a happy family.

અમારું કુટુંબ એક સુખી કુટુંબ છે.

Read these dialogues.

આ સંવાદ વાંચો

Hetal : Hello, Kinnari! What is this?

હેતલ : હલો કિન્નરી, આ શું છે?

Kinnari : Hi, this is my new purse.

કિન્નરી : હા, આ મારું નવું પર્સ..

Hetal : And what is that? Is it a TV case?

હેતલ : અને આ? ટીવી કેસ?

Kinnari : That is a suitcase.

કિન્નરી : તે તો સૂટકેસ છે.

Hetal : What is about that?

હેતલ : અને પેલું શું છે ?

Kinnari : That's my new computer.

કિન્નરી : મારું નવું કોમ્પ્યુટર.

Mira : Hello, Sarlaben.

મીરા : નમસ્તે સરલાબેન.

Sarlaben : Hi, Mira. How are you?

સરલાબેન : નમસ્તે, મીરા. કેમ છો?

Mira : Fine thanks. Nice weather, isn't it so?

મીરા : મજામાં. વાતાવરણ સરસ છે ને?

Sarlaben : Yes, it's cool. Did you watch 'Kahani Ghar Ghar Ki' yesterday?

સરલાબેન : હા. ઠંડક છે. ગઈકાલે ઘર ઘર કી કહાની સીરીયલ જોઈ?

Mira : Yes. I liked the sari worn by the young lady. It was very attractive.

મીરા : હા... મને એ યુવતીની સાડી ખૂબજ ગમી. તે ખૂબજ સુંદર હતી!

Sarlaben : So, are you going to buy that type of sari?

સરલાબેન : તમે એવી સાડી લેવાના છો ?

Mira : No, I'm not right now. Maybe next time.

મીરા : ના હું અત્યારે નથી લેવાની ફરી કોઈક વાર.

1.3 Carpenter

Read this.

આ વાંચો

Hello, I'm Ramesh Mistri.

નમસ્તે, હું રમેશ મિસ્ત્રી.

I'm a carpenter.

હું મિસ્ત્રીકામ કરું છું.

I'm fifty years old.

હું પચાસ વર્ષનો છું.

I'm tall and slim.

હું પાતળો અને ઊંચો છું.

My hair is gray.

મારા વાળ ભૂખરા રંગના છે.

I work hard everyday.

હું રોજ સખત મહેનત કરું છું.

I don't like to be idle.

મને આજસ ગમતી નથી.

I do my work from morning till evening.

હું સવારથી સાંજ કામ કરું છું.

Sometimes I also work at night.

ક્યારેક હું રાત્રે પણ કામ કરું છું.

I can make chairs, and tables.

હું ટેબલ અને ખુરશીઓ બનાવી શકું છું.

I can make sofa-sets, too.

હું સોફા-સેટ પણ બનાવી શકું છું.

I can make all type of furniture.

હું બધી જાતનું રાચરચીલું બનાવી શકું છું.



Read these dialogues.

આ સંવાદ વાંચો

Rucha : Hello! I'm Rucha.

રુચા : નમસ્તે, હું રુચા છું.

Ramesh : Hello! I'm Ramesh Mistri. Nice to see you.

રમેશ : નમસ્તે, હું રમેશ મિસ્ત્રી. તમને મળીને આનંદ થયો.

Dinesh : May I know your charges for carpentry?

દિનેશ : તમારા મિસ્ત્રીકામના ભાવ હું જાણી શકું ?

Ramesh : Well, what do you want to make?

રમેશ : તમારે શું બનાવવાનું છે?

Dinesh : A sofa-set.

દિનેશ : એક સોફા-સેટ.

Ramesh : It will cost Rs.15,000 with my labour charge.

રમેશ : મારા કામની કિંમત સાથે રૂપિયા ૧૫,૦૦૦.
 Dinesh : Okay. I'll let you know. Thank you.
 દિનેશ : સારું, હું તમને જાણ કરી દઈશ. આભાર.

People

1.4 Peon

Read this.

આ વાંચો

My name is Kantibhai.

મારું નામ કાન્તિભાઈ છે.

I'm a peon in a school.

હું નિશાળમાં સેવક નું કામ કરું છું.

I wear khakhi uniform in school.

હું નિશાળે ખાખી રંગનો ગણવેશ પહેરું છું.

I go to school on my bicycle.

હું મારી સાયકલ પર નિશાળે જઉં છું.

I work from morning till evening.

હું સવારથી સાંજ સુધી કામ કરું છું.

I get up early at six in the morning.

હું સવારે છ વાગે ઊઠી જાઉં છું.

I get ready by a quarter to seven.

પોણા સાત વાગ્યા સુધીમાં તૈયાર થઈ જાઉં છું.

I leave my house at seven and reach my school at a quarter past seven.

હું સાત વાગે ઘરેથી નીકળીને સવા સાત વાગે નિશાળમાં પહોંચી જાઉં છું.

I ring the first bell at half past seven.

પહેલો ઘંટ સાડા સાત વાગે વગાડું છું.

I take lunch at twelve with my friends.

હું બપોરે બાર વાગે મિત્રો સાથે જમું છું.

I come back home at 6 in the evening. I go to bed at half past ten.

હું સાંજે છ વાગે ઘર પાછો આવું છું. હું સાડા દસ વાગે સૂઈ જાઉં છું.

Read these dialogues.

આ સંવાદ વાંચો

Peon : Excuse me, Sir! May I come in ?

પટાવાળો : સાહેબ, અંદર આવું?

Principal : Yes, please come in. How are you Mukeshbhai ?

પ્રિન્સિપાલ : હાજી આવી જાવ. કેમ છો મુકેશભાઈ?

Peon : Very well. Thank you, sir, Here are some letters for you.

પટાવાળો : ઓ, સરસ. આભાર. સાહેબ, આ થોડા પત્રો તમારે માટે છે.

Principal : Oh, so nice of you. Thanks. Anything else ?
પ્રિન્સિપાલ : સાભાર. બીજું કંઈ?
Peon : No. Have a nice day.
પટાવાળો : ના સાહેબ. શુભ દિન.
Principal : Thanks.
પ્રિન્સિપાલ : શુભ દિન, તમને પણ.

1.5 Farmer

Read this.

આ વાંચો

I'm Ramubhai.

હું રામુભાઈ.

I'm a farmer.

હું ખેડૂત છું.

I usually wear a dhoti and a kurta,

હું સાધારણ રીતે ધોતી અને કુર્તા પહેરું છું.

I also wear a turban.

હું પાઘડી પણ પહેરું છું.

I have a big farm.

મારું ખેતર ઘણું મોટું છે.

I grow many type of vegetables on the farm.

મારા ખેતરમાં હું ઘણી જાતનાં શાકભાજી વાવું છું.

My favourite vegetable is cabbage.

કોબિજ મારું મનગમતું શાક છે.

I also like brinjals.

મને રીંગણ પણ ભાવે છે.

I don't like onion.

પણ મને ડુંગળી ના ભાવે છે.

There are some coconut trees on my farm.

મારા ખેતરમાં થોડાક નારિયેળીનાં ઝાડ પણ છે.

There are many animals, too.

ઘણાં પ્રાણીઓ પણ છે.



Read these dialogues.

આ સંવાદ વાંચો

Paragbhai : Good morning, Ramubhai.

પરાગભાઈ : સુપ્રભાતમ્, રામુભાઈ.

Ramubhai : Good morning, How are you?

રામુભાઈ : સુપ્રભાતમ્, કેમ છો?

- Paragbhai : Fine, thank you. How is the harvest this year?
 પરાગભાઈ : સરસ, આભાર. આ વર્ષે પાક ક્વો છે?
 Ramubhai : By god's grace, this year it is really very good.
 રામુભાઈ : ભગવાનની મહેરબાનીથી, આ વર્ષે ખરેખર ઘણું જ સારું છે.
 Paragbhai : By the way, what did you sow this year?
 પરાગભાઈ : આ વર્ષે તમે શું વાવ્યું છે?
 Ramubhai : Obviously, vegetables.
 રામુભાઈ : શાકભાજી જ હોય ને.
 Paragbhai : H...m.... cash crops. Have a nice time, Bye.
 પરાગભાઈ : હં.....રોકડો પાક ને, લહેર કરો.
 Ramubhai : Good bye.
 રામુભાઈ : આવજો.

1.6 Post-Office

Read this.

આ વાંચો



I'm Rameshbhai.

હું રમેશભાઈ છું.

I'm clerk in a post-office.

હું પોસ્ટઓફિસમાં ક્લાર્ક છું.

I always keep myself busy in my work.

હું પોતાને હમેશાં કામમાં રત રાખું છું.

I spend my leisure time in reading newspapers or magazines.

હું મારો વધારાનો સમય છાપું કે સામયિકો વાંચવામાં વિતાવું છું.

I'm cool and calm person.

હું શાંતિપ્રિય વ્યક્તિ છું.

I'm shy by nature,

હું શરમાળ સ્વભાવનો છું.

so I don't have many friends.

તેથી, મારે મિત્રો ઘણા ઓછા છે.

Read these dialogues.

આ સંવાદ વાંચો

- A : Excuse me ! Can I get some postcards, please?
 અ : મને થોડા પોસ્ટકાર્ડ મળી શકશે?
 B : Yes, of course.
 બ : થોક્કસ.
 A : I also want to send this parcel. Can you help me ?
 અ : મારે આ પાર્સલ પણ મોકલવાનું છે. જરા મદદ કરશો?
 B : All right. Fill in this form and give me Rs.20.
 બ : સારું. આ ફોર્મ ભરી દો અને રૂપિયા ૨૦ મને આપો.
 A : Oh, thank you very much.
 અ : ઘણો આભાર.

- B : It's my pleasure.
બ : આનંદ થયો.
- A : Hello, how are you ?
અ : નમસ્તે, કેમ છો?
- B : I'm fine, thank you. What's about you ?
બ : મજામાં. આભાર. તમે કેમ છો?
- A : I'm also fine, thanks. By the way, what are you
doing now a days?
અ : હું ય મજામાં છું. આભાર. હાલમાં શું કરી રહ્યા છો?
- B : Nothing new. I'm still working at the same post in the
post-office.
બ : કંઈ નવની નથી, હું હજી એજ અને પોસ્ટઓફિસમાં એ જ જગ્યાએ
કામ કરું છું.
- A : I hope you get a promotion very soon.
અ : તમને જલદી બઢતી મળે એવી પ્રાર્થના.
- B : Thank you. Bye.
બ : આભાર. આવજો.

1.7 Goldsmith

Read this.

આ વાંચો

My name is Ghanshyam Soni.

મારું નામ ઘનશ્યામ સોની છે.

I'm a goldsmith.

હું સોની છું.

My age is thirty-five years.

મારી ઉંમર ૩૫ વર્ષ છે.

I like to wear all kind of clothes.

મને બધી જ જાતના કપડાં પહેરવાં ગમે છે.

But I normally wear a shirt and a pair of trousers.

પણ મને શર્ટ અને પાટલૂન પહેરવાં વધુ ગમે છે.

My hobbies are to listen to music and to watch television.

મને સંગીત સાંભળવાનો અને ટી.વી. જોવાનો ઘણો શોખ છે.

I am good at designing ornaments.

હું સોના અને ચાંદીના ઘરેણાંની ભાત પાડવામાં ઘણો ચપલ છું.

People like my work.

લોકોને મારું કામ ગમે છે.



Read these dialogues.

આ સંવાદ વાંચો

- Mr. Shyam : Hello, Mrs. Shah. Please come in. Have a seat.
શ્યામ ભાઈ : નમસ્તે. આવો, બેસો.
- Mrs. Shah : Thank you.
શ્રીમતી શાહ : આભાર.
- Mr. Shyam : It's good to see you after a long time. So, what is news?
શ્યામભાઈ : ઘણા સમય પછી તમને જોયાં બહુ જ આનંદ થયો. શું સમાચાર છે?
- Mrs. Shah : Well, I'm thinking of purchasing a diamond necklace. Can you show me some latest designs?
શ્રીમતી શાહ : હું નવો હીરાનો હાર ખરીદવાનો વિચાર કરું છું. મને થોડીક નવી ડિઝાઇન બતાવશો?
- Mr. Shyam : Certainly. Here they are. Choose whatever you like.
શ્યામભાઈ : 'ચોક્કસ'. આ રહીને. તમને જે ગમે તે પસંદ કરો.
- Mrs. Shah : What's the price of this one?
શ્રીમતી શાહ : આની કિંમત કેટલી છે?
- Mr. Shyam : It's Rs.6000 only.
શ્યામભાઈ : ફક્ત રૂપિયા ૬૦૦૦ નો છે.
- Mrs. Shah : All right. Thank you.
શ્રીમતી શાહ : સારું. આભાર.

1.8 Teacher

Let me introduce myself.

મને મારી સ્વોજબાણ રાખવા હો

I'm Krishna Vyas.

હું ક્રિશ્ના વ્યાસ.

I'm a teacher in Central Vidyalaya.

હું કેન્દ્રીય વિદ્યાલયમાં શિક્ષક છું.

I'm teaching in the primary section

હું પ્રાથમિક વિભાગમાં ભણાવું છું.

I like to work with children.

મને બાળકો સાથે કામ કરવું બહુ ગમે છે.

Though I teach them all subjects,

આમ તો હું બધા વિષયો ભણાવું છું

English is my favourite subject.

પણ અંગ્રેજી મારો મન ગમેતો વિષય છે.



I'm from Bharuch.

હું ભરૂચની છું.

But I'm staying away from my home with my sister in Ahmedabad.

હું મારી બહેન સાથે અમદાવાદમાં રહું છું.

My sister, Arti, is a lecturer in a college.

મારા બેન, આરતિ, કોલેજમાં અધ્યાપિકા છે.

Read these dialogues.

આ સંવાદ વાંચો

Reena : Good afternoon, Mr. Vyas.

રીના : નમસ્તે, મીસ્ટર વ્યાસ.

Mr. Vyas : Good afternoon, Reena. Where have you been for so many days?

મીસ્ટરવ્યાસ : નમસ્તે રીના. તુ અત્યાર સુધી ક્યાં હતી?

Reena : I was severly ill, Sir.

રીના : હું ખૂબ માંદી હતી, મીસ્ટરવ્યાસ.

Mr.Vyas : I'm sorry. How is your health now ?

મીસ્ટરવ્યાસ : ઓહ...હવે તારી તબિયત કેમ છે?

Reena : It's quite alright, sir. Thank you.

રીના : હવે સારી છે.

Mr. Vyas : That's good. Take care of yourself.

મીસ્ટરવ્યાસ : સારું, હવે તબિયતનું ધ્યાન રાખવું.

Reena : Sure sir, I will. Thanks for your concern..

રીના : ચોક્કસ. આભાર.

1.9 Nurse

Read this.

આ વાંચો

My name is Minakshi Parikh.

મારું નામ મિનાક્ષી પરીખ.

I am a nurse.

હું પરિચારિકા છું.

I work in S.G. Hospital.

હું એસ.જે. દવાખાનામાં નોકરી કરું છું.

I go to the Hospital in the morning and come back in the evening.

હું સવારે દવાખાનામાં જાઉં છું અને સાંજે પાછી વળું છું.

Sometimes I spend the night at the hospital.

ક્યારેક હું રાત પણ દવાખાનામાં પસાર કરું છું.

I always follow the doctor's instructions.



હું હંમેશાં ડોક્ટરની સલાહ પ્રમાણે કામ કરું છું.

I'm a kind and friendly person.

હું મળતાવડા સ્વભાવની છું.

My patients love me and I love them, too.

મને મારા દર્દીઓ પ્રત્યે પ્રેમ છે અને તેમને મારા પ્રત્યે.

My patients call me Minuben or Mini auntie.

મારા દર્દીઓ મને મીનુબેન અથવા મીની આન્ટી કહીને બોલાવે છે.

Read these dialogues.

આ સંવાદ વાંચો

Nurse : Hello, how do you feel today ?

પરિચારિકા : નમસ્તે, હવે તમને કેવું લાગે છે ?

Patient : Sister, I've a lot of pain in my back.

દર્દી : બહેન, કમરમાં બહુ જ દુખ છે.

Nurse : Don't worry. You will be okay soon. I'll give you some pills.

પરિચારિકા : ચિંતા ન કરો, જલ્દી સારું થઈ જશે. હમણાં હું તમને ગોળીઓ આપું છું.

Patient : But the pain is too much.

દર્દી : પણ દુખાવો ઘણો જ થાય છે.

Nurse : Okay. I'll give you an injection just now. Don't worry. It will hurt you only a little. Take a deep breath and relax.

પરિચારિકા : સારું. હું તમને હમણાં જ ઇન્જેક્શન આપી દઉં છું. ઊંડો શ્વાસ લો અને શરીર ઢીલું મૂકો.

Patient : Thanks a lot.

દર્દી : ઘણો ઘણો આભાર.

1.10. Practice

[A] Fill in the blanks to talk about your family. Make about 5-6 sentences.

1. There are _____ persons in my family.
2. My father's name is _____.
3. My mother's name is _____.
4. I have _____ children.
5. I have _____ son/s and _____ daughter/s.
6. My _____ studies in standard _____.
7. My _____ studies in _____.
8. I have _____ brother/s.
9. I have _____ sister/s.
10. My brother's name is _____.

11. My _____ studies in _____.
12. My _____ name is _____.
13. She _____ in _____.
14. We are a happy _____.

[B] DESCRIBE YOUR FRIEND.

[C] YOUR DAILY ACTIVITIES

1. I get up at _____ in the morning.
2. Get ready for my work at _____.
3. I go to my _____ at _____.
4. I take my lunch at _____.
5. I come back home at _____.
6. I _____ my dinner at _____.
7. I go to bed at _____.
8. I _____ my dinner with my _____.

[D] YOUR SON/DAUGHTER/BROTHER/SISTER

1. My son's /daughter's name is _____.
2. He/she gets up at _____ o'clock.
3. He/she gets ready at _____.
4. He /she goes to _____ at _____.
5. He/she has his/her _____ at _____.
6. He/she has _____ lunch with his/her _____.
7. He/she comes back to _____ at _____.
8. _____ plays _____ at evening.
9. _____ takes _____ dinner at _____.
10. _____ goes to bed at _____.

[E] WHAT CAN YOU DO?

EXAMPLE : (make) (table)

I can make a table.

- i) (bicycle) (ride)
I can _____.
- ii) (scooter) (ride)
I can _____.

- iii) (kite) (fly)
I can _____.
- iv) (car) (drive)
I can _____.
- v) (book) (read)
I can _____.
- vi) (tabla) (play)
I can _____.
- vii) (guitar) (play on)
I can _____.
- viii) (paper flowers) (make)
I can _____.
- ix) (basket ball) (play)
I can _____.
- x) (Punjabi) (speak)
I can _____.

[F] TALK ABOUT LIKES AND DISLIKES.

Ram : Hello Radha ! Which colour do you like most ?
 Radha : My favourite colour is _____.
 Ram : Do you like _____?
 Radha : No I _____ like. Do you like _____?
 Ram : _____.
 Radha : Which fruit do you like most ?
 Ram : My _____ fruit is _____. What is yours?
 Radha : My _____ is _____.
 Ram : Don't you like _____?
 Radha : No, _____ don't.
 Ram : Do you _____?
 Radha : _____ I _____.

[G] PRONOUNCIATION PRACTICE

Read aloud these sentences and phrases. Practise with the tape recorder.

1. calm, quiet, curious, Karim
2. Big Balu has a big belly and is a big bully.
3. She sells the sea shells on the sea shore when the sun shines.

[H] Complete the following Dialogues, To Talk about Yourself.

A. I'm _____
B. _____ Kirit Shah.

A. I live in _____

B. _____ in _____

A. I'm _____

B. I _____ a student.

A. I _____ in college.

B. I _____ from _____

[H] ઉચ્ચાર અભ્યાસ

આ વાક્યો અને વાક્યપ્રયોગો મોટેથી વાંચો. ટેઈપ રેકોર્ડરની સાથે અભ્યાસ કરો.

- કામ ક્વાઈટ ક્યુરીઅસ કરીમ.
- બિગ બાલુ હેઝ અ બિગ બેલિ એન્ડ ઈઝ અ બિગ બુલિ
- શી સેલ્ઝ સીશલ્ઝ ઓન ધ સીશોર વેન ધ સન શાઈલ્ઝ

[I] Know Yourself

Complete this questionnaire to discover the "Secret You" - the person you really are !

- I do my work.
 - The same day, as soon as I can.
 - The next day before office.
 - Only when I forced to.
 - Rarely, if ever.
- During my free time in the evening, I like do
 - Read a book
 - Chat with my friends
 - Play Chess
 - Play football or any other outdoor game.
- While packing a bag to spend a night at my friends house, I would first put in
 - a transistor radio
 - A pile of comics.
 - A beautiful dress our suit.
 - A bright t-shirt with a funny message on the front.
- The gift I would like for my birthday is
 - An office bag.
 - A box of sweet.
 - A pair of shoes.
 - A book of jokes.

5. I like to watch T.V. because the programmes
 - a. Improve my general knowledge
 - b. Give me thing to talk about.
 - c. Help me understand Indian Culture
 - d. Don't involve any work.
6. I prefer to spend my holidays
 - a. In the countryside.
 - b. At home.
 - c. At a place of piligrimage.
 - d. A sleep in bed.
7. If I am allowed to choose a room-mate at a camp, I would choose some one who is
 - a. Helpful, friendly but not too talkative.
 - b. Reserved but decisive and helpful.
 - c. Adventourous and enjoys games.
 - d. Humorous and not over-tidy.
8. I go to place of worship because
 - a. I belive in god.
 - b. I am not sure where there is a God.
 - c. It is a part of my culture.
 - d. My parents expect me to.

Now count up the a's, c's and d's in your answers. Which letter did not choose most ?

Mostly a's - You have a taste for a quite lifestyle, you are mature, congenial but a bit reserved.

Mostly b's - You want to be liked by ever one. You are little conservative, and not too well organised.

Mostly c's - You are frank, argumentative and competitie. You are also ready to help a friend in need, and you respect tradation.

Modstly d's - You are easy-going and rather complacement. You are not keen on work for its own sake. You are something of a rebel. Your sense of humour makes you very popular among your schoolmates.

Read these dialogues and practice the expressions in different situations.



Unit 2 : Places

2.1 Hospital

2.2 House

2.3 Shop

2.4 Farm

2.5 Park

2.6 Kitchen

2.7 College

2.8 Supermarket

2.9 Bank

2.10 Railway

2.11 Cinema Hall

2.12 Hostel

2.13 Examination Hall

2.14 Practice

2.1 Hospital

Place

In the Hospital

Yesterday I visited Dr. Merchant's hospital. I went to the doctor's room. The room was very clean. It had white walls. The room had two windows and one glass-door. There were wards in the hospital. The wards were big and clean, too. The windows in the wards were open during the day. There was an operation theatre. There was also an x-ray room in the centre.

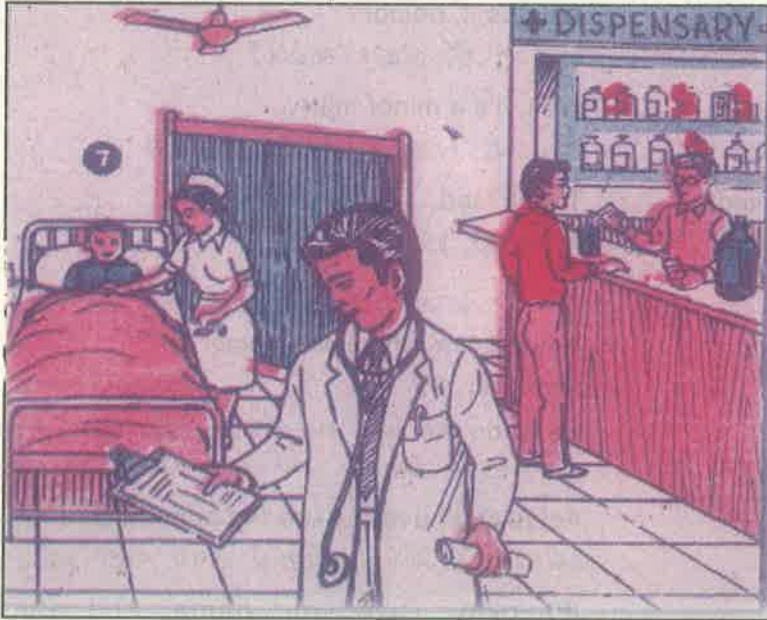
The x-ray room was small and dark. There were many patients in the hospital.

દવાખાનામાં

ગઈકાલે હું ડૉ. મર્ચન્ટને મળવા ગયો હતો. હું ડૉક્ટરનાં ખંડમાં ગયો. તે ખંડ ખૂબ જ ચોખ્ખો હતો. તેની ભીંતો સફેદ હતી. તે ખંડને બે બારીઓ અને એક કાચનું બારણું હતું. તે દવાખાનામાં કેટલાક વોર્ડ હતા. તે વોર્ડ ખૂબ જ મોટા અને ચોખ્ખા હતા. તેની બારીઓ આખા દિવસ દરમિયાન ખુલ્લી હતી. ત્યાં જ ઓપરેશન થિયેટર પણ હતું. દવાખાનામાં એક્સ-રે રુમ પણ હતો. એ ઓરડો નાનો અને અંધારો હતો. દવાખાનામાં ઘણાં દર્દીઓ હતા.

Read these dialogues.

આ સંવાદ વાંચો



- Patient : May I come in, please?
દર્દી : આવું?
Nurse : Yes, what is the matter?
પરિચારિકા : હા, શું વાત છે?
Patient : I have cut my finger.
દર્દી : મારી આંગળીમાં ચીરો પડી ગયો છે.

**Certificate in
Communication
Skills in English**

- Nurse** : Oh, Let me see. How did this happen?
પરિચારિકા : મને જોવા દો. આ કેવી રીતે થયું?
- Pateint** : I was sharpening my pencil and the blade slipped.
દર્દી : હું મારી પેન્સિલની અણી કાઢતો હતો ત્યારે પત્રી વાગી ગઈ.
- Nurse** : Oh, Don't worry. It is a small cut.
પરિચારિકા : ચિંતા ના કરશો. આ તો નાનો ચીરો છે.
- Doctor** : I think you have got a fracture.
ડૉક્ટર : મને લાગે છે કે તમને ફ્રેક્ચર થયું છે.
- Patient** : Are you sure, doctor?
દર્દી : તમને ખાતરી છે, ડૉક્ટર સાહેબ?
- Doctor** : Yes, but the first let me study your x-ray report. Have you brought it with you?
ડૉક્ટર : હા, પણ પહેલાં મને તમારો એક્સ-રેનો રિપોર્ટ વાંચવા દો. સાથે લાવ્યા છો?
- Patient** : Yes, doctor.
દર્દી : હા, ડૉક્ટર સાહેબ.
- Doctor** : Good. Let me see.
ડૉક્ટર : સારું, મને જોવા દો.
- Patient** : What is it, doctor?
દર્દી : એમાં શું છે, ડૉક્ટર સાહેબ?
- Doctor** : Well, it's a minor injury.
ડૉક્ટર : ચિંતા ના કરશો, થોડીક જ ઈજા થઈ છે.
- Patient** : Thank God.
દર્દી : ભગવાનની કૃપા છે.
- A** : May I know where the doctor is?
અ : ડૉક્ટર ક્યાં છે?
- B** : He is on the way. He will be here soon, I suppose.
બ : તેઓ નીકળી ગયા છે. તેઓ અહીં પહોંચતા જ હશે.
- A** : Actually, I haven't fixed the appointment.
અ : હકીકતમાં મેં એમને મળવાનો સમય નક્કી કર્યો નથી.
- B** : It's okay. Give your name. And what's the problem?
બ : કંઈ વાંધો નહીં. તમારું નામ આપો. શું થયું છે તમને?
- A** : I have some pain in the chest. Do I need to fill in any form?
અ : મને છાતીમાં દુખાવો થાય છે. શું મારે કોઈ ફોર્મ ભરવું પડશે?
- B** : Yes, here it is.
બ : લો, આ રહ્યું.


- A : Thank you.
 અ : આભાર
 B : You are welcome, sir.
 બ :

Place

2.2 House

In the House

We have big room in our house. We keep the room very clean. It has pink walls. But the ceiling of the room is white. The room has three windows. We keep all the windows open. There is a small table in one corner. We keep the telephone on it. The telephone is red in colour. There is a calender on the wall. It has beautiful pictures of monuments. On the opposite wall,



there is a wall-clock. It is black and numbers are golden in colour. The room has a good seating arrangement. There are two big chairs in the middle of the room along with a modern sofa. The room is comfortable and attractive, as well

ઘરનો એક ઓરડો

અમારા ઘરમાં મોટો એક ઓરડો છે. અમે એ ઓરડો ચોખ્ખો રાખીએ છે. એની દીવાલો ગુલાબી રંગની છે. પણ એની છતનો રંગ ધોળો છે. એ ઓરડાને ત્રણ બારીઓ છે. એ બધી બારીઓ અમે ખુલ્લી રાખીએ છે. તેના એક ખુણામાં એક નાનું ટેબલ છે.

અમે તેના પર ટેલીફોન મૂકીએ છે. ટેલીફોનનો રંગ લાલ છે. ભીત પર એક કેલેન્ડર છે. તે કેલેન્ડરમાં સુંદર સ્મારકોનાં ચિત્રો છે. સામેની દીવાલ પર એક ઘડિયાળ છે. એનો રંગ કાળો છે અને આંકડા સોનેરી છે. તે ઓરડામાં બેસવાની સગવડ ખૂબજ સારી છે. તે ઓરડાની વચ્ચે બે મોટી ખુરશીઓ અને તેની સાથે નવી ડિઝાઇનનો સોફા ગોઠવ્યા છે. આ ખંડ આરામદાયક તેમજ આકર્ષક છે.

Read this dialogue

આ સંવાદ વાંચો

A : This room is the coolest of all.

અ : આ ઓરડા સૌથી વધારે ઠંડા છે.

B : Yes, it certainly is.

બ : બરાબર તેમજ છે.

A : It is nicely decorated, as well.

અ : તે ખૂબ જ સારી રીતે સજવેલો છે.

B : Yes, see the paintings.

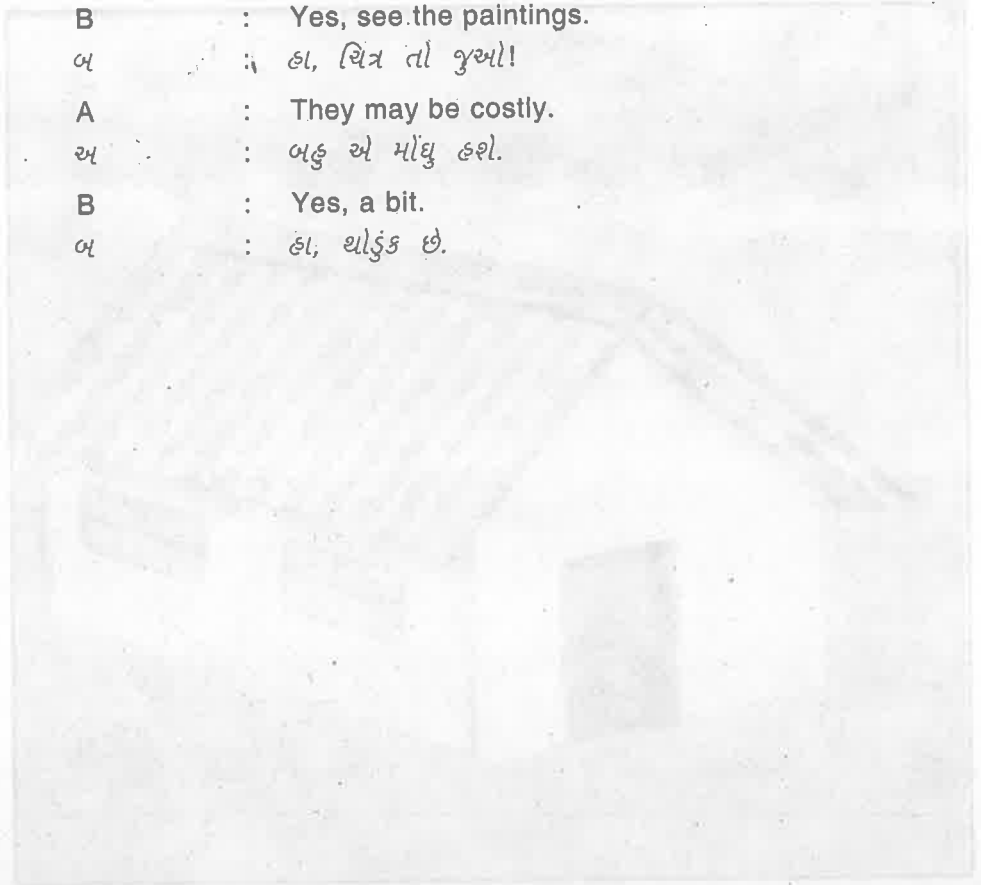
બ : હા, ચિત્ર તો જુઓ!

A : They may be costly.

અ : બહુ એ માંઘુ હશે.

B : Yes, a bit.

બ : હા, થોડુંક છે.



2.3 Shop

In the Shop

Last Sunday, I went to a shop. The shop was very big. There were pens, pencils etc. I bought a diary, a note-book, an eraser and a drawing-book from the shop. The shop was in the super-market. I went there with Kiran, my friend. He bought a colour-box, ball-pens and word-games from the shop. I liked that shop very much. I will visit the shop once again next Sunday.



દુકાનમાં

ગયા રવિવારે, હું એક દુકાનમાં ગયો. એ ખૂબજ મોટી હતી, ત્યાં પેન, પેન્સિલ વગેરે હતાં. મેં ત્યાંથી ડાયરી, નોટ, રબર અને ડ્રોઇંગ-બુક ખરીદ્યા. તે દુકાન સુપર માર્કેટમાં હતી. હું ત્યાં મારા મિત્ર, કિરણ સાથે ગયો હતો. એણે એ દુકાનમાંથી રંગનો ડબ્બો, બાલ-પેન અને શબ્દોની રમત ખરીદી. મને એ દુકાન ખૂબજ ગમી. હું એ દુકાનમાં આવતા રવિવારે ફરી જઈશ.

Read this dialogue

આ સંવાદ વાંચો

- | | | |
|---|---|------------------------------|
| A | : | Can I have a pencil, please? |
| અ | : | તમારી પેન્સિલ લઉં? |
| B | : | Oh Sure, here it is. |
| બ | : | હા, આ રહી. |
| A | : | Thank you. |
| અ | : | આભાર. |

A : Can I take this pencil?
અ : શું તમારી પેન્સિલ લઈ શકું?

B : Oh, I'm Sorry, I need it right now. I will give it to you a little later.

બ : મારે હમણાં જોઈએ છે. માફ કરજો. થોડી વાર પછી આપીશ.

A : It is alright.

અ : સારું.

A : May I see that notebook, please?

અ : તમારી નોટ જોઈ શકું?

B : Oh Sure. Can you wait for a while?

બ : હા. થોડી રાહ જોશો.

A : No problem,

અ : કંઈ વાધોં નહીં,

B : Thank you.

બ : આભાર.

Anil : Father, when will you come back?

અનિલ : બાપુજી, તમે પાછા ક્યારે આવશો?

Father : At 6 o'clock.

બાપુજી : છ વાગે.

Anil : Please bring me a box of pencils.

અનિલ : મારે માટે પેન્સિલ બોક્સ લાવશો?

Father : Okay.

બાપુજી : સારું.

Anil : And, please get me some pens, too.

અનિલ : અને, સાથે પેન પણ.

Father : Sorry, Anil. I will not. you already have lots of pens.

બાપુજી : ના અનિલ, હું પેન નહીં લાવું. તારી પાસે પેનો તો બહુ છે.

A : Hello sir!

અ : નમસ્તે, સાહેબ.

B : Hello.

બ : નમસ્તે.

A : May I know the cost of that book?

અ : આ ચોપડીની કિંમત કહેશો?

B : It is the last piece in our shop. I think you should buy it.

બ : આ તો છેલ્લી કોપી છે. મને લાગે છે કે તમારે ખરીદી લેવી જોઈએ.

A : Let me think of it.

અ : મને થોડુંક વિચારવા દો

2.4 Farm

2.4 In the Farm



My friend took me to visit a farm. The farm was very big. A man was ploughing the farm with a tractor. The other man was sowing seeds. He was sowing cucumber. Some workers were plucking tomatoes. Two workers were removing weeds. A young boy was covered with mud. Some other youngsters were playing around a tree. We took much time to go round because the farm was very big.

ખેતરમાં

મને મારો મિત્ર એક ખેતર જોવા લઈ ગયો હતો. તે ખેતર ખૂબ જ વિશાળ હતું. એક માણસ ટ્રેક્ટરની મદદથી ખેતર ખેડતો હતો. બીજો બીજ વાવતો હતો. એ કાકડી વાવતો હતો. થોડાક મજૂરો ટામેટા તોડતા હતા. બે મજૂરો નકામા છોડ કાઢતા હતા. એક નાનો છોકરો માટીથી ઢંકાઈ ગયેલો હતો. થોડાક જુવાન છોકરાઓ ઝાડની આસપાસ રમતા હતા. અમને ખેતરની આસપાસ ફરતાં ઘણો સમય લાગ્યો કારણ કે એ ખેતર ઘણું વિશાળ હતું.

Read this dialogue

આ સંવાદ વાંચો

- | | | |
|---|---|--|
| A | : | Whose farm is this, Uncle? |
| અ | : | કાકા, એ ખેતર કોનું છે? |
| B | : | It's mine. |
| બ | : | મારું. |
| A | : | Oh.... Which tree is this? It's so tall. |
| અ | : | આ શાનું ઝાડ છે? તે બહુ વિશાળ છે |
| B | : | Coconut. |
| અ | : | નારિયેળીનું. |

2.5 Park

In the Park

Yesterday I went to a park with my family. It was a very big park. There were many trees like Champa tree, Ashok tree. There were many kinds of roses of different colours in the park. There was a fountain in the centre of the park. There were many ducks in the water. There were beautiful and colourful butterflies all over the place. There were many birds like parrots and sparrows. The park was full of people. Children were playing games. Some people were sitting on benches and talking. Others were taking a strolling. There were some notices at many places in the park. It was a clean and cool place.



બગીચામાં

ગઈકાલે હું મારા કુટુંબ સાથે બગીચામાં ગયો હતો. બગીચો બહુ મોટો હતો. ત્યાં ઘણાં મોટા ઝાડ હતા જેવા કે ચંપાના ઝાડ, અશોકનાં વૃક્ષો. એ બગીચામાં ઘણી જાતનાં અને જુદા જુદા રંગના ગુલાબ હતાં. બગીચાની વચ્ચે એક ફુવારો હતો. પાણીમાં અનેક બતક હતા. એ આખી જગ્યામાં સુંદર અને રંગબેરંગી પતંગિયાં હતાં. ત્યાં પોપટ અને ચકલી જેવા ઘણાં પક્ષીઓ હતા. એ બગીચો લોકોથી ભરેલો હતો. બાળકો રમતા રમતા હતા. કેટલાક લોકો બેન્ચ પર બેઠા હતા અને વાતો કરતા હતા. કેટલાક બીજા લોકો ત્યાં ફરતા હતાં. બગીચામાં કેટલીક જગ્યાએ પાઈયા પર સૂચનાઓ લખેલી હતી. એ જગ્યા ઠંડી અને ચોખ્ખી હતી.

Read this dialogue
આ સંવાદ વાંચો

Place

- Dev : Is this a new bicycle?
દેવ : આ નવી સાયકલ છે?
- Raj : Yes. Can you ride a bicycle?
રાજ : હા, તું સાયકલ ચલાવી શકે છે?
- Dev : I think I can.
દેવ : હા, મને લાગે છે હું ચલાવી શકું છું.
- Raj : Then go ahead. Ride this one. Enjoy yourself.
રાજ : આ ચલાવો અને ખુશ થાઓ.
- Dev : Thank you.
દેવ : આભાર.

- A : This is a beautiful garden to play cricket.
અ : ક્રિકેટ રમવા માટે આ બગીચો ઘણો સારો છે.
- B : No, certainly not.
બ : ના, અં બરાબર નથી.
- A : Why?
અ : કેમ?
- B : It contains beautiful flowers and we must not damage them.
બ : આમાં સુંદર ફુલો છે અને આપણે એમને નુકશાન ન કરવું જોઈએ.
- A : We should not bother. Let's play.
અ : આપણે એની ચિંતા ન કરવી જોઈએ. ચાલો રમીએ.
- B : No, I will not join you.
બ : ના, હું તમને સાથ નહીં આપું.

2.6 Kitchen

In the Kitchen

There are four rooms and a kitchen in our house. But the kitchen is as big as the rooms. There is a refrigerator in the kitchen. It is white. It is in one corner of the kitchen. It remains full all the time. There are a variety of fruits in it. There are apples and oranges.

My mother also keeps vegetables in it. The walls of the kitchen are painted white. There is a gas-stove on which there is a cooker. There is a dining table near the refrigerator. There is a bottle of water on the table. There are also some plates, spoons and a bottle of jam on it. The shelf is in the right corner. There are some recipe-books on the shelf.

રસોડામાં

અમારા ઘરમાં ચાર ઓરડા અને એક રસોડું છે. રસોડું પણ ઓરડા જેટલું મોટું છે. રસોડામાં એક સફેદ રેફ્રિજરેટર છે. તે એક ખૂણામાં છે. એ કાયમ ભરેલું રહે છે. એમાં જાત જાતનાં ફળો હોય છે જેવાં કે સફરજન અને સંતરાં. મારી બા એમાં શાકભાજી પણ મૂકે છે. રસોડાની ભીંતો સફેદ છે. ત્યાં ગેસના ચૂલા પર કુકર મુકેલું છે. રેફ્રિજરેટરની બાજુમાં એક જમવાનું ટેબલ છે. ટેબલ ઉપર પાણીની બાટલી મુકેલી છે. એના પર થોડી રકાબીઓ, ચમચીઓ અને એક જેમની બોટલ પણ છે. ખુણાની જમણી બાજુએ એક અભરાઈ છે. એ અભરાઈ ઉપર કેટલીક વાનગીની ચોપડીઓ મુકેલી છે.

Read this dialogue.

આ સંવાદ વાંચો

- A : Where are the utensils? I want to cook the food now.
અ : વાસણો ક્યાં છે? મારે હમણા રસોઈ કરવી છે.
B : They are on the platform.
બ : ઓટલા પર.
A : Have you cleaned the vegetables?
અ : શાકભાજી ધોયા?
B : Yes, I have done it.
બ : હા.
A : Thank you. You have made my work easy.
અ : આભાર મારા કામ સહેલું કરી નાખ્યું.
B : You're welcome.
બ : આનંદ થયો.

2.7 College

Place

In the College

I study in a college. It is called N & A Commerce College. It is in Tharad. Dr. Ashish Patel is the principal of our college. The college building is very big. There are twenty five classrooms, a staff room, a psychology laboratory, a language laboratory and an NSS office in my college. There is a big library, too. It has many books on various subjects. About seven hundred students study in this college. There is a big play ground behind the college building. There is a small but beautiful garden in front of my college. I am proud of my college.

મારી કોલેજ

હું એન. એન્ડ એ. કોમર્સ કોલેજમાં ભણું છું. એ થરાદમાં છે. અમારી કોલેજના પ્રિન્સિપાલ ડૉ. આશિષ પટેલ છે. કોલેજનું મકાન ઘણું મોટું છે. મારી કોલેજમાં પચીસ વર્ગ ખંડો, એક શિક્ષકો માટેના રૂમ, એક સાયકોલોજીની લેબોરેટરી, એક લેંગ્વિજ લેબોરેટરી અને એક એન.એસ.એસ. ઓફીસ છે. એક મોટી લાયબ્રેરી પણ છે. એમાં જુદા જુદા વિષયોની ઘણી ચોપડીઓ છે. લગભગ સાતસો વિદ્યાર્થીઓ આ કોલેજમાં ભણે છે. કોલેજના મકાનની પાછળ એક મોટું રમતનું મેદાન છે. કોલેજની સામે એક સરસ નાનો બગીચો છે. મને મારી કોલેજ માટે ગર્વ છે.

Read this dialogue.

આ સંવાદ વાંચો

A

અ

B

અ : ખૂબ સરસ. આલિશાન મકાન ઉપરાંત અધ્યાપકો પણ ઘણા સારા છે.

A : The college must be providing quality education.

અ : એ કોલેજનો અભ્યાસ ઘણો ઉમદા હશે.

B : It certainly does.

અ : ચોક્કસ, એવું જ.

2.8 Supermarket

In the Supermarket

I am Amar. I live in Shriji society, Anand. There is a shopping centre near my house. In the shopping centre, there is a super store. It is very big. There are different sections. There are many stands in each section. In this first section, there are bathing soaps, washing powder, cleaning soap, etc. They are on the stand. In the second section, there are shampoos, fairness creams, tooth-pastes and conditioners. The third section contains packets of noodle, bottles of tomato ketchup, different types of cold drinks, packets of milk powder etc.

સુપર-મારકેટમાં

હું અમર. હું શ્રીજી સોસાયટીમાં આણંદમાં રહું છું. મારા ઘરની બાજુમાં એક શોપીંગ સેન્ટર છે. એ શોપીંગ સેન્ટરમાં એક સુપર સ્ટોર છે. એ ખૂબ મોટો છે. એમાં જુદા જુદા વિભાગો છે. દરેક વિભાગમાં ઘણા ઘોડા મુકેલા છે. પહેલા વિભાગમાં નાહવાના સાબુ, કપડાં ધોવાનો પાવડર, વાસણ ઘસવાના સાબુ અભરાઈ ઉપર મુકેલા છે. બીજા વિભાગમાં શેમ્પુ, ક્રીમ, દાંતે ઘસવાની પેસ્ટ અને વાળ માટેના કન્ડીશનર તથા ત્રીજા વિભાગમાં નૂડલના પડીકા, ટામેટા કેચપના બાટલાઓ, જુદી જુદી જાતના ઠંડા પીણાંઓ, દૂધના પાવડરના પડીકાં વગેરે છે.

Read this dialogue

આ સંવાદ વાંચો

- A : Have you seen the super-market?
અ : તમે સુપર-મારકેટ જોયું છે?
- B : Oh, No, I haven't.
બ : ના, નથી જોયું.
- A : Come with me. I will show you the super-market.
અ : મારી સાથે ચાલ, હું તને સુપર-મારકેટ બતાવું.
- B : Can we get everything in the super-market?
બ : સુપર-મારકેટમાં બધું મળે?
- A : Yes, almost everything.
અ : હા, લગભગ બધું જ મળે.
- B : Do you want to buy anything?
બ : તમારે કંઈ ખરીદવું છે?
- A : No, not now.
અ : ના, હમણાં નહીં.
- B : Well, then let me buy something.
બ : સારું, તો પછી મને થોડું કંઈ ખરીદવા દે.

2.9 Bank

Place

In the Bank

The bank is a safe place for our money, gold ornaments and important documents. There is a manager's cabin in the bank. There are counters at the bank. There are different officers for different sections in the bank. The loan officer gives loan to the customers. There are two cashiers in the bank. One cashier receives money from the customers and the other gives money to the customers. The bank is a very important place for us.



35

બેંક

બેંક આપણા પૈસા, સોનાનાં ઘરેણાં અને અગત્યની વસ્તુઓ માટેની સલામત જગ્યા છે. બેંકમાં મેનેજરની એક કેબીન હોય છે. મોટાં કાઉન્ટર હોય છે. જુદા જુદા વિભાગો માટે જુદા જુદા ઓફિસર હોય છે. લોન માટેના ઓફિસર ગ્રાહકોને લોન આપે છે. બેંકમાં બે કેશિયર હોય છે. એક કેશિયર ગ્રાહકો પાસેથી પૈસા લે છે અને બીજો કેશિયર ગ્રાહકોને પૈસા આપે. બેંક આપણે માટે બહુજ અગત્યની જગ્યા છે.

Read this dialogue.

આ સંવાદ વાંચો

- A : May I know where the bank manager is?
અ : બેંક મેનેજર ક્યાં છે?
- B : He is in his office, sir.
બ : અમની ઓફિસમાં, સાહેબ.
- A : Actually, I want to open my bank account in this bank.
અ : હકિકતમાં, મારે આ બેંકમાં ખાતું ખોલાવવું છે.
- B : You need to submit this application form. Please fill it.
બ : તમારે આ અરજીપત્ર અહીં આપવું પડશે. આ ભરી દો.
- A : Sure, sir. Thank you.
અ : ચોકકસ, સાહેબ. આભાર.
- B : My pleasure.

35

2.10 Railway Station

In the Railway Station

Ahmedabad railway station is a very big busy place. There are many computerized booking windows at the railway station. There are thirteen platforms. Many fast trains, local trains, AC trains and goods trains start from and come to this railway station. We find a large number of passengers with their luggage. There are many book-stalls and refreshment stores at the platforms. There are two waiting rooms, too. We see many coolies with the luggage on their heads. There are many hawkers and porters with their carts at this railway station.

There are guards in white uniform with two flags - one red and the other green. Ahmedabad railway station is a very big and crowded place.

રેલ્વે સ્ટેશન

અમદાવાદ રેલ્વે સ્ટેશન બહુ જ વ્યસ્ત જગ્યા છે. આ રેલ્વે સ્ટેશન ઉપર ઘણી કોમ્પ્યુટરાઇઝડ બુકીંગની બારીઓ છે. ત્યાં તેર પ્લેટફોર્મ છે. ઘણી ફાસ્ટ ગાડીઓ, લોકલ ગાડીઓ, એ. સી. ગાડીઓ અને માલગાડીઓ આ રેલ્વે સ્ટેશન પર થી નીકળે છે અને આવે છે. ઘણા મુસાફરો પોતાના સામાન સાથે નજરે પડે છે. ત્યાં પ્લેટફોર્મ પર ઘણાં કિતાબઘર અને નાસ્તાની દુકાનો હોય છે. રેલ્વે સ્ટેશન પર બે આરામ-ગૃહ આવેલા છે. ઘણાં મજૂરો પોતાના માથા પર સામાન લઈને જતા દેખાય છે. રેલ્વે સ્ટેશન પર ઘણા ફરિયાઓ અને મજૂરો એમની લારીઓ સાથે દેખાય છે. સફેદ ગણવેશમાં ગાર્ડ હોય છે જેના એક હાથમાં બે ઝંડીઓ હોય છે-એક લાલ અને બીજી લીલી. અમદાવાદ રેલ્વે સ્ટેશન ખૂબ મોટી અને વ્યસ્ત જગ્યા છે.

Read this dialogue.

આ સંવાદ વાંચો

- A : I think we have missed the train.
અ : મને લાગે છે આપણે ગાડી ચૂકી ગયા છીએ.
- B : No, we haven't. The train is still there.
બ : ના, નથી ચૂક્યા. ગાડી હજી અહીં જ છે.
- A : Probably we are at the wrong platform.
અ : આપણે લગભગ ખોટા પ્લેટફોર્મ પર છીએ.
- B : Okay! Then let's go to the right one.
બ : સારું, ચાલો હવે સાચા પ્લેટફોર્મ પર જઈએ.

2.11 Cinema Hall

In the Cinema Hall

A cinema hall is a spot for entertainment. We watch movies there. There are two booking windows outside the hall. In the hall, there are three types of sitting arrangements - Executive class, Balcony and Upper class. The rates are different. There are refreshment stalls outside the hall. Moviegoers enjoy cold drinks and fast food during the intervals and sometimes before the movie starts.

Really, a visit to the cinema hall gives us a break from the routine life.

સિનેમા હોલ

સિનેમા હોલ એક મનોરંજન માટેનું સ્થળ છે. ત્યાં આપણે સિનેમા જોઈએ છીએ. હોલની બહાર બે ટિકિટ બારીઓ હોય છે. હોલની અંદર અલગ અલગ બેસવાની વ્યવસ્થા હોય છે - એક્ઝીક્યુટીવ ક્લાસ, બાલ્કની અને અપર ક્લાસ. એની ટિકિટના ભાવ એકબીજાથી જુદા હોય છે. હોલની બહાર નાસ્તાની દુકાનો હોય છે. પ્રેક્ષકો મધ્યાન્તર સમયે અને સિનેમા શરૂ થતાં પહેલાં, ઠંડાં પીણાં અને નાસ્તાનો આનંદ માણે છે.

ખરેખર, સિનેમાની મુલાકાત રોજની જીંદગીમાં આપણને એકજાતનો વિરામ આપે છે.

Read this dialogue.

આ સંવાદ વાંચો .

- A : It seems that all the tickets have been sold out.
 અ : બધી જ ટિકીટો વેચાઈ ગઈ લાગે છે.
- B : Yes, it seems to be a very nice movie.
 બ : હા, ફિલ્મ ઘણી જ સારી લાગે છે.
- A : Well, it certainly is, I think.
 અ : ખરેખર, મનેય એવું લાગે છે.
- B : Otherwise, people are not fools.
 બ : નહીં તો લોકો કાંઈ ગાંડાં થોડાં છે?
- A : Well, let's try for the next show.
 અ : હવે, આપણે આ પછીના શો માટે જ પ્રયત્ન કરીએ.

2.12 Hostel

In the Hostel

My friend Kiran lives in a hostel. It is a private hostel. It is not very big. There are only twelve rooms. Three persons can stay in a room. Mostly, students stay there, but sometimes even people in jobs also stay there. Hosteliers pay the rent in the beginning of the term. The hostel offers many facilities. Every room has three chairs, beds, tables and lockers. Every room has an attached bathroom. A sweeper comes everyday to clean the entire hostel.

There are also some strict rules and regulations. No one is allowed to enter the hostel after 11 in the night. The hostel has a big ground where hosteliers can play games.

છાત્રાલય.

મારો મિત્ર કિરણ છાત્રાલયમાં રહે છે. એ ખાનગી છાત્રાલય છે. એ બહુ મોટું નથી. એને બાર જ રૂમો છે. દરેક રૂમમાં ત્રણ પથારીઓ છે. ઘણું કરીને અહીં વિદ્યાર્થીઓ જ રહે છે પણ કોઈકવાર નોકરીયાતો પણ ત્યાં રહે છે. છાત્રોને સત્રની શરૂઆતમાં બાડું આપવાનું હોય છે. છાત્રાલય એમને ઘણી સગવડતાઓ પૂરી પાડે છે. દરેક રૂમમાં ત્રણ ખુરશીઓ, પલંગો, ટેબલો અને કબાટ હોય છે. દરેક રૂમમાં બાથરૂમ પણ હોય છે. સાફસૂફી કરનારો રોજ આખું છાત્રાલય સાફ કરવા આવે છે.

અહીંના નીતિ- નિયમો પણ ઘણા જ કડક છે. રાત્રે ૧૧ વાગ્યા પછી કોઈને પણ છાત્રાલયમાં આવવા દેતા નથી. અહીં મોટું મેદાન છે જ્યાં વિદ્યાર્થીઓ રમતો રમી શકે છે.

Read this dialogue.

આ સંવાદ વાંચો .

- C : Which room you are looking for?
ક : ક્યો રૂમ શોધી રહ્યા છો?
A : Do you know the room number of your friend?
અ : તારા મિત્રનો રૂમ નંબર તમને ખબર છે?
B : Yes, let me guess.
બ : હા, મને તુક્કો મારવા દે.
C : No guesses, please.
ક : તુક્કા નહીં મારવાના.
A : It's a strict hostel.
અ : છાત્રાલય બહુ કડક છે.

2.13 Examination Hall

In the Examination Hall

In schools and colleges examination is necessary to test students. Schools and colleges arrange the examinations. They give the exam-numbers to every student. The student have to sit according to the numbers given to them. On each bench only one student sits. There is a supervisor in each exam-hall. When the first bell rings, the supervisor distributes the answer sheets to students. Students fill in the necessary columns like their names, numbers, papers etc. With the second bell, the distribution of the question papers begins. The supervisor keeps a watch on the students. At the end, the supervisor collects the answer sheets.

પરિક્ષા-ખંડ

નિશાળમાં અને કોલેજમાં વિદ્યાર્થીઓના કસોટી કરવી ઘણી જરૂરી હોય છે. નિશાળ અને કોલેજમાં પરિક્ષા લેવામાં આવે છે. દરેક વિદ્યાર્થીને નંબર આપવામાં આવે છે. વિદ્યાર્થીઓને આપેલા નંબર પ્રમાણે બેસવાનું હોય છે. એક પાટલી પર એક વિદ્યાર્થી બેસે છે. દરેક પરિક્ષા ખંડમાં એક પરિક્ષક હોય છે. જ્યારે પહેલો બેલ વાગે હોય છે ત્યારે પરિક્ષક વિદ્યાર્થીઓને ઉત્તરવહીઓ વહેંચી દે છે. વિદ્યાર્થીઓ એમાં જરૂરી ખાના ભરે છે જેવા કે નામ, નંબર પેપર વગેરે, બીજા બેલ વાગે ત્યારે પરિક્ષક પ્રશ્નપત્ર વહેંચવાનું શરૂ કરે છે. પરિક્ષક વિદ્યાર્થીઓ ઉપર ધ્યાન રાખે છે.

છલ્લે તેઓ ઉત્તરવહીઓ ભેગી કરી લે છે.

Read this dialogue.

આ સંવાદ વાંચો .

A : Sir, I haven't received the main answer sheet yet.

અ : સાહેબ, મને હજી મુખ્ય ઉત્તરવહી મળી નથી.

B : Why haven't you got it?

બ : કેમ નથી મળી?

A : Actually sir, I was a little late.

અ : હકીકતમાં સાહેબ, હું થોડોક મોડા પડ્યો.

B : Okay. Take it and start writing.

બ : સારું, લઈ લો અને લખવાનું શરૂ કરો.

A : Yes sir. Thank you.

અ : હાજી, સાહેબ. આભાર.

2.14 Practice

1. Practise these expressions.

May I come in ?

Shall I open the window ?

Can I help you ?

Shall I take leave of you?

Thank you.

So nice of you.

I'm grateful to you.

Thanks for the help.

I'm thankful to you.

Have a nice day.

Have a safe journey.

2. Make 5-6 sentences about any one room in your house.

.....

.....

.....

.....

.....

.....

3. Make 7-8 sentences about your village/city.

.....

.....

.....

.....

.....

.....

.....

4. We see signboards at many places. Here are some examples:

In a park

At a Zoo

No Smoking.

Keep the place clean.

No Parking.

Do not tease the animals.

Keep off the lawn.

Do not go near the cage.

Here are some more. Can you say where they are found? You may see them at more than one place.

Beware of the dog.

Keep quiet.

Give me trash.

Save water..

Do not spit on the wall.

Danger!

Drive slow.

Shoes here.

Do not pluck flowers.

Use zebra crossing

5. Prepare 2-3 signboards for the following:

a) Cinema Hall

c) Hospital

b) Super Market

d) Your office/ Society

તમે જુદા જુદા વિચારણા કાર્ડ જોયા હશે. આ ઉદાહરણ જુઓ.

Dr. Meena Bhatt E
Director,
English Language Institute,
Anand
Phone: (02692) 235647

Now you make your own visiting card.

PRONUNCIATION PRACTICE

1. keep clean socks in a clean sock stack.
2. A swan swam the sea. We shouted, "Swim, swan, swim." The swan swirled and swam back again. " Oh, what a swim swan you swam!".
3. Betty bought some butter. But the butter was bitter. So Betty bought some more butter to make the bitter butter better.

Unit 3 : Conversation

3.1 A Tourist and A Guide

3.2 A Journey

3.3 A Telephone Conversation

3.4 Renting a room

3.5 Interpreting Events

3.6 Justifying

3.7 At the Police Station.

3.1 A Tourist and A Guide

- Tourist : What is Raj Ghat ?
- Guide : That's the place where Gandhiji's ashes lie.
- Tourist : The great freedom fighter ? When did Mr. Gandhi die ?
- Guide : On 30th January, 1948.
- Tourist : Where was he from ? I mean which part of India was he from ?
- Guide : Porbander. A sea-side town in Gujarat.
- Tourist : And who was Kasturba ? I've heard about her.
- Guide : Gandhiji's wife. She was a freedom fighter, too.
- Tourist : Who were Mr. Gandhi's main assistants ?
- Guide : Actually he had countless supporters. But his main assistants were Pandit Jawaharlal Nehru and Sardar Vallabhbhai Patel.
- Tourist : Mr. Gandhi was shot dead, am I right ?
- Guide : Absolutely, a fanatic called Nathuram Godse shot him dead.

Now replace the details in a relevant manner. Think of the life of another national leader and rewrite the dialogue.

3.2 Journey

- Station Master : Can I help you ?
- Pankaj : Yes, Please. Does this train go to Surat ?
- Station Master : No, it does not. The train for Surat will come after half an hour.
- Pankaj : At which platform will it stop ?
- Station Master : Platform no. Three. Have a nice trip.
- Pankaj : Thank You.
- [Sound of a train arriving into the station]
- Pankaj : This must be my train. Does this train go to Surat ?
- Passenger : Yes, it does.
- Pankaj : Can I sit here ?
- Passenger : Certainly. Let me make some room for you.
- Pankaj : Thank you. May I borrow your magazine, please ?
- Passenger : Yes, of course. Here you are.
- Pankaj : Where did you buy such a pretty magazine.
- Passenger : At the Ahmedabad Station. there is a bookstall on the platform there. It has many magazines, books and newspapers on sale.
- Pankaj : There will be bookstalls at Surat Station, I am sure.
- Passenger : I am sure there will be bookstalls. Surat is a big station, you know. Is this your first trip to Surat ?
- Pankaj : Yes and no. I had once visited Surat as a child. I do not remember much of it. So, we can call this my first visit. When will the train leave ?
- Passenger : Any time now. We are off.
- Pankaj : How long will it take to reach Surat ?
- Passenger : About 2 hours, I suppose. Now the train is picking up speed. These electric trains are fast and without jerks.
- Pankaj : Yes, indeed. I prefer travelling by train. They are comfortable.

3.3 A Telephone Conversation

- A : Hello, Priyanki, how are you ?
- Priyanki : I am fine. Thanks.
- A : How's Jagdish?
- Priyanki : He is fine, too. He is sitting at his desk.
- A : You mean he is working
- Priyanki : So he says.
- A : But it's Saturday night ! What is he doing ?
- Priyanki : He's writing an essay.
- A : He's not living at home now, is he ?
- Priyanki : Oh, no. He is still living at the hostel. He's spending the weekend here.
- A : Is he enjoying college ?
- Priyanki : Yes, very much.
- A : What's he studying this term ?
- Priyanki : English.
- A : Which books are they reading ?
- Priyanki : No idea, sorry.
- A : And, he is doing better now ?
- Priyanki : Yes, much better. I'm very pleased.
- A : Good. I called up to know this. Bye.
- Priyanki : Thaks for calling. Bye.

[Read the conversation again and complete this conversation].

- A. : _____
- B. : _____
- A. : Where's Jagdish ?
- B. : _____
- A. : Where is Jagdish living ?
- B. : _____
- A. : Who is at home now ?
- B. : _____
- A. : Is Jagdish unhappy at college ?
- B. : _____
- A. : Is he studying Business this term ?
- B. : _____
- A. : Why is Priyanki very pleased ?
- B. : _____

3.4 Renting a Room

- A. : This is the room I have to let.
- B. : Yes, it looks very nice.
- A. : It's Rs. 700/- Per month.
- B. :
- A. : No, the cost of electricity is included in the rent.
- B. :
- A. : Only breakfast. You'll have to go out for other meals.
- B. :
- A. : No. I'm afraid. You'll have to wear clothes.
- B. :
- A. : Good. I hope You'll be comfortable here.

3.5 Interpreting Events

Read the following conversations. Notice the effect the response can have on the relationship of the two speakers. Effective communication, essentially means, building relationships. Some of these responses also express strong probability.

- A. : I've been working all day.
B. : You must be tired !
- A. : I have not eaten a thing since breakfast.
B. : You must be hungry !
- A. : How I'm going to a party ?
B. : You must be.... Mad !.

The response in these sentences state consequences or results, (except in the last example). Read the conversation given below. Here the responses suggest reasons.

- A. : I just could not lift the box.
B. : I suppose it was too heavy.
A. : I could not get anything to eat in the restaurant.
B. : I suppose you were too late. Perhaps you were too early.

- A. : I feel very tired today.
B. : Perhaps you did not go to bed early enough last night.

Requests can be made in a different ways. Here are some examples.

1. Please pass the salt.
2. Pass the salt, will you ?
3. Will you please pass the salt ?
4. Do you mind if I use your pen ?
5. Do you have any objection if I have a book at your paintings ?
6. You don't mind if I open the window, do you ?

Responses to such requests could indicate agreement / compliance or disagreement / unwillingness.

Agreement :

No, not at all.

Please go ahead.

Here you are No, I don't mind the least.

Go ahead

Not at all

No, of course not.

Reluctant agreement : Well all right, if you really want to.

Refusal :

I'd rather you didn't.

Well, if you must.

Yes, I do mind.

3.6 Justifying

You are going to spend three months in the desert of Kutchch. You are allowed to take with you 3 items which may either be useful or help you to pass the time. Natural resource such as food and water are available at the place. What will you take? Give reasons. Build dialogues with a friend or a colleague in this manner:

- A. : What have you decided to take ?
 B. : A knife, a rope, a radio.
 A. : Why a Knife ?
 B. : Because it will be useful.
 A. : What would you do with it ?
 B. :
 A. : What would you do with rope ?

3.7 At the Police Station

- Mr. Tandel : Good morning. My name is Jayant Tandel.
- Policeman : Hhm ?
- Mr. Tandel : Jayant Tandel.
- Policeman : Thank you, what's----- ?
- Mr. Tandel : I've lost my bag.
- Policeman : I see ----- ?
- Mr. Tandel : Just an hour ago.
- Policeman : ----- ?
- Mr. Tandel : I think-----
- Policeman : ----- ?
- Mr. Tandel : Well, it's quite small and black.
- Policeman : Leather.
- Mr. Tandel : It contained -----
- Policeman : Was there ----- ?
- Mr. Tandel : Yes, Rs. 10,000/-. It's a bundle of new currency notes.
- Policeman : What else ?
- Mr. Tandel : My return ticket too is in that bag.
- Policeman : ----- ?
- Mr. Tandel : No. I'm afraid there isn't.
- Policeman : Oh dear what a pity ! Anyway, we'll-----
- Mr. Tandel : Thank you. There are important papers.
- Policeman : -----
- Mr. Tandel : 3, Swati society,
Second Crossing,
Palace Road.
Vadodara. Ph. : 245550.
- Policeman : -----
- Mr. Tandel : Thank you, sir. Good Bye.

Unit 4 : Process

4.1 How to make coffee ?

4.2 Put up a shelf

4.3 Dialogues

4.4 Useful Words and Expressions

4.4.1 How to wash clothes ?

4.4.2 How to make chapatis ?

4.4.3 How to iron clothes ?

4.4.4 How to start the computer ?

4.5 Instructions

4.5.1 Making Tea.

4.5.2 Activity - Helping a person.

4.5.3 Activity - Helping a rabbit.

4.6 Pronunciation Practice.

4.7 Practice.

4.1 How to make coffee ?

Do you want to make a cup of coffee ? Follow these steps.

- Take a cup full of milk.
- Pour it in a pot.
- Place the pot on a gas stove.
- Light the stove.
- Boil the milk.
- Add sugar to taste.
- Add half a spoon of instant coffee powder.
- Stir the mixture.
- Pour the mixture into coffee mug.
- Sever it hot.

4.2 Put up a shelf

Sunil and Mahesh wanted to put up a shelf. First, they wrote down the steps. Do you want to know which are the steps?

- A : Measure and mark out the wood.
- B. : Cut the wood.
- C. : Measure the positions for the holes in the wall (two holes per bracket; two brackets.)
- D. : Make the holes.
- E. : Fill the holes.
- F. : Insert and tighten the screws.
- G. : Place the shelf on the brackets.
- H. : Screw the shelf to the brackets.

Then, Sunil started to carry out the steps. He asked Mahesh to give him the tools for each step, and he explained why he wanted them.

- Sunil : Give me a ruler and a pencil. I want to measure and mark out the wood.
- Mahesh : Here you are.
- Sunil : Give me the saw to cut the wood.
- Mahesh : Alright.
- Sunil : Now, the measuring tape. Let me measure the distance for the holes. Okay. Give me the drill, please.
- Mahesh : To make the holes ?
- Sunil : You're right. Do these look alright ?
- Mahesh : Absolutely. Now you need the plugs to fill the holes. Here are the plugs.
- Sunil : Thank you, I'll insert the wooden plugs into the holes and tighten the screws.
- Mahesh : You will need the screw driver. Where is it ?
- Sunil : In the bag.
- Mahesh : Yes, I've found it.
- Sunil : Now, let's place the shelf on the wall.
- Mahesh : Don't we need to screw the shelf to the brackets ?
- Sunil : You're smart !

4.3 Dialogues

[a]

- Kamal : Where is your bicycle ?
Rohan : Its tyres are flat.
Kamal : You mean there is a puncture?
Rohan : No, dear. There is no air in the tyres.
kamal : Let's inflate them. I'll bring my pump.

What will do? they will do the next ? complete the dialogue.

[b]

Mala : Neha, I like your lemon tea. Please tell me how you make it.

Neha : Oh,It's so-simple. First of all, take a lemon and cut it into two halves.

Mala : Wait a minute. Let me do it. What will I need?

Neha : To make one glass of lemon tea, you will need these things :

- half a spoonful of tea leaves.

- sugar.

- half a lemon.

Mala : Alright. I have everything here.

Neha : First of all, take a glass full of water and boil it in a pot.Add half spoon of tea leaves. Cover the mixture. Let it cool.

Mala : And, then lemon

Neha : Let the brew cool down. Add sugar.

Mala : How much - one or two spoons ?

Neha : To your taste.

Mala : Okay. When should i squeeze the lemon into the mixture ?

Neha : When it is cool. Squeeze the lemon. Once again stir the mixture. You may add an ice cube, as well.

Mala : It's a very tasty drink, indeed.

4.4 Useful Words and Expressions

4.4.1 : How to wash clothes ?

- Soak.
- Soap Powder.
- For half an hour.
- One by one.
- Brush
- Rinse
- Squeeze.
- Hang
- Cloths line.

4.4.2 : How to make Chapatis ?

- Wheat flour
- Knead
- The dough is ready.
- A rolling board.
- A rolling pin.
- A frying pan.
- Roast.

4.4.3 : How to iron clothes ?

- Iron Clothes
- Remove creases.
- Fold the clothes.

4.4.4 : How to start the computer ?

- Switch on.
- Wait till you see the screen.
- Icons.
- Click.
- Type the next.

4.5 Instructions

4.5.1 : Making Tea.

Read these instructions for making tea. Choose your own steps and describe the process. You may think of different ways of making tea.

- Pour the boiling water into the pot.
- Cover it with the lid.
- Pour the tea into cups.
- Leave it for five minutes.
- Add tea leaves.
- Put sugar and milk into the cups.
- Take two cups of water in a pot.
- Add ginger and mint to it.
- Add milk to it.
- Place it on the stove.
- Light the stove.
- Add sugar to it.
- Filter it.
- Add ready-made spices to the tea.
- Let it boil for two or three minutes.

Have you decided your method of making tea ? Now, join these sentences and write a paragraph.

First of all, I -----, Then -----.

Next -----.

Finally -----.

4.5.2 : Activity - Helping a person.

In this activity, you are given a list of instructions on how to help a person start breathing. But they are in a jumbled order. Choose the correct order. Write the number in the box given along with instructions.

How to help a person start breathing :

- If the chest doesn't rise and you hear no sound of breathing out exhaling, check the mouth again. There may be blockage. Then, position the victim's head again and repeat the breathing process.
- Clear anything from the mouth which may block the air. Press the head a little back and pull the chin up. Keep the tongue from falling back and blocking the throat.
- Do Not Give Up. Keep up your efforts until a doctor arrives, or until the victim is breathing normally without help.
- Hold the nose closed. Place mouth tightly over the victim's. Blows into his/her mouth. If the victim is a child, blow gently, and, if the patient is an adult, blow hard.
- On an infant, breathe into Both the mouth and the nose.
- Repeat the process rhythmically. Blow into the victim's mouth. Look up, take a deep breath, blow again. For an adult, blow every five seconds, for an infant or a young child every three seconds.

4.5.3 : Activity - Helping a Rabbit

Look at this Picture. A rabbit has fallen into a well. The man wants to help the rabbit come out. How will he do that ? Give instructions to the man. You may use these clues.

4.6 Pronunciation Practice

Read this aloud. First read it aloud slowly. Gradually, increase the speed and say it as fast as you can.

● She saw shiny soap suds sailing down the shallow sink.

● Keep clean socks in a clean sock stack.

● Good, better, best

Never let it rest.

Till your good is better.

And your better best.

● All I want is a proper cup of coffee.

Made in a proper coffee pot.

You may believe it or not

but I just want a cup of coffee

In a proper coffee pot.

Tin coffee pots

Or iron coffee pots

Are no use to me.

If I can't have a proper cup of coffee.

In a proper coffee pot.

I'll have a cup of tea.

4.7 Practice

4.7.1 : How it works ?

Explain to a beginner how to do the following activities ?

- Taking part in a tug of war.
- Playing badminton.
- Dancing garba/ras or any other Indian folk dance.
- Riding a bicycle.

Explain the working of the following :

- An alarm clock
 - A Sewing machine.
 - Scooter.
 - Telephone.
- A Computer
Tape Recorder

4.7.2 : Using Articles Correctly :

Read the following passage carefully. Complete the passage by choosing the correct word / phrase from those given in the brackets.

(A, an, the, One) bus stopped and a man got (on, off, into) it. Rohini saw him So, she (run, has run, ran, running) over to the policeman and quickly (told, telling, tells, tell) him about the thief. "(Where, When, Who, What) is he now ?" asked the policeman. "Over there, (on, in, to, at) the bus-stop", said Rohini. "He is (talk, talking, talked, talks) to the taxi-driver. "Right", said the policeman.

So, the policeman went over to the man. Will you (opening, opened, open, opens) that bag please ? He said, The man tried to (ran, runs, run, running) away but the policeman (has stopped, stopped, has stop, stop) him. The bag was (full, fill, filled, filling) of stolen watches.

4.7.3 : Building Meaning from the context :

Read the following paragraph. Guess the missing words from the clues. Chose the correct words from the list given in the brackets and complete the paragraph.

Thakerbhai was a shopkeeper. He owned a -----, He sold a ----- of things. He's weights were -----, He never gave less for the money people paid. He was -----, too. He always talked politely to everyone. Everybody liked him. [courteous, shop, variety, accurate].

Guess the missing words and fill in the blanks., Rahul Shah works in an office. He keeps a record of the money spent and money received. He checks the daily accounts. He is an -----.

4.7.4 :

Read the following paragraph. In the place of some words, numbers are written. Choose the words / expressions given under these numbers and make two separate paragraphs.

Sunil is a well-mannered boy. He lives with his parents near a -----.

On -----, he goes for a film or he goes to play -----, last month, he went for the night show. While he was coming back, he saw someone lying ----- . He went closer to see who it was. It was an old man. He had no-----, on him to-----cold. He was -----, Sunil thought that the old man -----, He was ----- in a ----- condition. He did not know what to do. He rode to the town on his bicycle and brought ----- . Then -----, took the old man to a nearby ----- . The doctor gave him an injection and a ----- but he refused to ----- . Sunil ----- there for an hour. Then, the old man opened his eyes and asked where he was. Sunil explained to him whatever had happened. The old man thanked Sunil. Sunil could see a -----, on the old man's face.

1. river, pond.
2. Sundays, holidays.
3. Football, basketball.
4. Way, Road
5. Woolen clothes, Warm Clothes
6. protect him against, Guard him against.
7. Unconscious, shivering with cold.
8. Serious, Critical
9. An auto, an ambulance.
10. Auto, Ambulance.
11. Hospital, Clinic
12. Tablets, Medicines
13. Swallow, Take.
14. Stayed, Waited.
15. Joy, Smile.

4.7.5 : Correct Me

Read the following paragraph. Choose the correct word from brackets and complete the paragraph. Why are the other words not correct ? Find out their meanings, too.

Nisha was ----- (shivering/simmering) with cold. She had been sick for a ----- (week, weak). Her brother ----- (projected/protected) her with a blanket. Her condition was very ----- (critical/theatrical). Her brother took her to an ----- (hospital/husbandry) The doctor was examine another ----- (patent / patient). So, they had to ----- (wait/bait) for a while. Nisha was so weak that she could not ----- (sit/seat). Her brother give her (rapport/support). The nurse came out of help them, She asked Nisha to ----- (wall or swallow) a tablet. After some time, the doctor ----- (baked/checked) check Nisha and gave an injection. He also wrote down a ----- (subscription / prescription).

Now, rewrite this correctly. No options are provided.

A cricket match was going on between India and Pakistan at the Vankhede Stadium in Mumbai. There was a great rush of apples. Thousands of pupils had gathered to see the match. A shopkeeper was standing at the entrance to collect the tickets.

Unit 5 : Stories

5.1 The Lion and the Mosquitoes.

5.2 The Bear and the Bees.

5.3 How a squirrel helped Bear ?

5.4 How the Dog found himself a master ?

5.5 The Fox and the Crane

5.1 The Lion and the Mosquitoes

One day, a Lion who had been lying under a bush, yawned, stretched once or twice and said to himself.

"Thank God I am so strong that I need fear no one on this earth ! Not like these wretched mosquitoes who are afraid of everyone because anyone can crush them".

The mosquitoes heard him and were very vexed that they should be held in such contempt.

"Don't think that no one can get the better of you, Lion, Just because you're so big and strong," one of them said. "It's true we are small, but we may yet prove to be more than a match for you."

"Silence, you little wretch !" roared the Lion, enraged. "You, if anyone, had better watch what you say. Why, I can crush the lot of you with one paw !"

This was more than the mosquitoes could bear, and their elder, for there was one such among them, said :

"Come, brothers, let's show the lion a thing or two ! He'll remember to the end of his days how to make fun of us !"

At this the mosquitoes flew at the Lion and began to bite him all over ! And though he flapped his tail and slapped at them first with one paw and then with another, though he turned over on his back and waved all his four paws together and gashed his teeth too, nothing helped. He killed quite a few mosquitoes, but their numbers seemed not to lessen and swarms of them kept coming at him as though someone were pouring them out of a sack. The Lion tried taking great leaps into the air and he ran around the bush, but the mosquitoes went on biting him and never stopped.

At last, seeing that he could not fight them off, the Lion began pleading with them.

"Do please stop and leave me be," he said. "I wasn't making fun of you, really I wasn't. Take pity on me for the love of God !"

The mosquitoes left the Lion, rose into the air in a great cloud and said :

"Don't boast again, Lion, neither of your strength nor of your wisdom !".

5.2 The Bear and The Bees

There were once some wild Bees who lived in the hollow of a tree. One day, a Bear who thought himself very strong, learned about it and came to see them.

"You are very tiny and weak, Bees !" he said. "So you must give me your honey of your own free will. If you don't, I'll uproot the tree, take the honey by force and kill you all !".

"Just you try!" said the Bees. "We'll know how to pay you back."

That the Bees should be so cheeky enraged the Bear. He thrust his head into the hollow and stuck out his tongue to get at the honey, but the Bees flew at him and stung his tongue, ears and nose so hard that the pain of it made him forget how strong he was.

Away he ran and he never heard the Bees calling after him :

"Don't you ever forget, Bear, that even the tiniest creatures know how to defend themselves !"

Now, the lesson to be learned from this story is that there is strength in unity and that however weak you may be by yourself, together with others like yourself you will be strong and able to withstand any enemy.

5.3 How a Squirrel Helped A Bear ?

There was once a bear living in the forest who had a great opinion of himself.

One day he was lying under an oak tree and watching a squirrel at play. He was hungry, but there was nothing to eat, so by and by he fell asleep. Now, the Squirrel had been hopping from branch to branch, and she chanced to hop onto a rotting one. The branch broke, and the Squirrel fell right between the Bear's paws !

The Bear seized the Squirrel and held her fast, and the Squirrel began begging him to let her go, saying that perhaps she could do him a good turn too some day. The Bear, who thought himself lord of the forest, burst out laughing. He flung the Squirrel from him, and she at once sprang gaily up onto a tree.

By and by the Bear rose and stumped off across the forest. He had not walked far when there, lying before him, he saw a piece of meat. He snatched at it, and lo ! - was caught in a snare.

He roared out loudly in pain, and the Squirrel heard him and came running. She chewed through the rope that held the Bear imprisoned and freed him.

Someone who is small and weak can sometimes do no less for another, you see, than someone who is big and strong.

5.4 How the Dog Found Himself A Master ?

Dogs were once their own master and lived the way wolves do, in freedom, until a dog was born who was ill pleased with this way of life. He was sick and tired of wandering about by himself looking for food and being frightened of those who were stronger than he.

He thought it over and decided that the best thing for him to do was to become the servant of one who was stronger than anyone on earth, and he set out to find such a master.

He walked and he walked and he met a kinsman of his, a big wolf who was as strong as he was fierce.

"Where are you going, Dog ?" the Wolf asked.

"I am looking for someone to take up service with. Would you like to be my master, Wolf ?"

"I don't see why not !" the Wolf said, and this agreed upon, the two of them went on together.

They walked and they walked, and all of a sudden the Wolf lifted his nose, sniffed, darted quickly off the path and into the bushes and crept deeper into the forest.

The Dog was much surprised.

"What's come over you, master ?" he asked. "What has frightened you so ?".

"Can't you see ? There's a Bear out there, and he might eat up both of us - you and me."

Seeing that the Bear was stronger than the wolf, the Dog decided to take up service with him, and he left the wolf and asked the Bear to be his master. The Bear agreed to this readily and said :

"Let us go and find a herd of cows. I'll kill a cow and then we can both eat our fill."

They walked on and soon saw a herd of cows, but just as they were about to come up to it they were stopped by a terrible noise. The cows were mooing loudly and running in a panic in all directions.

The Bear looked out from behind a tree, and then he too ran hastily deeper into the forest.

"Now, why did I have to come here !" said he to the Dog. "It is the lion who rules the forest in these parts."

"The Lion ? Who is he ?"

"Don't you know ?" He is the strongest beast on earth !"

"Well, then, I'll say goodbye to you, Bear. I want a master who is stronger than anyone on earth !".

And off the Dog went to ask the Lion to be his master.

The Lion agreed to it, and the Dog stayed with him and served him for a long, long time. It was a good life, and he had nothing to complain of, for there was no stronger beast in the forest than the Lion, and no one dared touch the Dog or offend him in any way.

But one day the two of them were walking side by side along a path that ran amid bare cliffs when all of a sudden the Lion stopped. He gave a great roar, struck the ground angrily with his paw with such force that a hole formed there, and began to back away very quietly.

"What is it, master, is anything wrong?" asked the Dog, surprised.

"I smell a man coming this way," the Lion said. "We'd better run for it or we'll be in trouble."

"Oh, well, then I'll say goodbye to you, Lion. I want a master who is stronger than anyone on earth!"

And off the Dog went to join the man and he stayed with him and served him faithfully.

This happened long, long ago, but to this day the dog is man's most loyal servant and knows no other master.

5.5 The Fox and The Crane

There was once a Crane who met a Fox in the forest.

"Take me in for the winter, Fox, and I'll teach you to fly," said the Crane.

The fox agreed, and the two of them settled down together in the Fox's hole.

Some hunters learned about it and began digging up the ground near the hole to try and get at them.

"What are we to do, Crane ? How are we to save ourselves ?" asked the Fox. "Can you think of something ?"

"I can think of ten different ways of doing it," the Crane replied. "How many can you think of ?"

"One, only one."

The fox kept asking the Crane the same question over and over again, and the second time he replied to it he said he could think of only nine ways, the third time, of eight, and so on.

The hunters were getting closer and closer all the time and when they were very close the Fox asked her question again.

"I can think of only one way of you and me saving ourselves, Fox. " the Crane said.

"Well, tell me what it is."

"I am going to lie down inside the hole close to the top and pretend to be dead. This will puzzle the hunter who will pick me up and look me over, and it is then that you must make a run for it. They will rush after you, and I will fly away."

The Fox said she thought it was a very good plan, and when the hunters who had never stopped digging, got to the top of the hole, they were much surprised to find the Crane, there lying quite still. Thinking he was dead, they picked him up and looked him over.

"Think of that !" they said. "The Fox has killed a crane. Let's dig deeper to get at the Fox."

But even before they had finished speaking the Fox rushed out of the hole and away through the trees, and the Crane flapped his wings and flew up into the sky !

"You-hoo, Crane !" called the Fox.

"Yoo-hoo, Fox !" called the Crane.

"Where are you, Crane ?" called the Fox.

"Here I am, Fox !" called the Crane.

They came together again, and the Fox said :

"You must teach me to fly now, Crane, for having taken you in for the winter. It's what you promised you'd do."

"Very well," the Crane said. "Get on my back !"

The Fox got on his back, and the Crane rose with her to the level of a low rooftop

and then dropped her. The Fox fell to the ground, but was unhurt.

"How do you like flyin.g, Fox ?" the Crane called.

"Very much. It's Fun !" the Fox called back.

The Crane lighted beside her.

"Get on my back again, Fox," he said.

The Fox got on his back, and the Crane rose as high as the clouds, so that the two of them could hardly be seen from below, and then let her drop.

"How do you like flying, Fox ?" he called

There was no reply, so he flew down himself and there was the Fox lying still on the ground. She was quite dead.

The Crane heaved a sigh, and leaving her there, flew away.

and the spotted fox, the fox left the ground far away from him.

How do you like the fox? The Crane called.

"Very much. It's Fox, the fox called back.

The Crane lifted its head.

"Come on the back again, Fox," he said.

The Fox put on his back, and the Crane rose as high as the clouds, so that the two

of them could hardly be seen from below, and then set their wings.

How do you like flying, Fox? he called.

There was no reply, so he flew down himself, and there was the Fox lying motionless

on the ground. She was quite dead.

The Crane bowed a sigh, and leaving her there, flew away.